



Shake Rag Alley Center for the Arts

Mineral Point, Wisconsin

2023 ARTS & CRAFTS WORKSHOPS



www.ShakeRagAlley.org

About Shake Rag Alley	2-3
---------------------------------	-----

WORKSHOPS

Fiber Art	4
Heritage Craft	8
Metal & Heat	14
Mixed Media	23
Painting & 2D	32
Voice & Page	36

RETREATS

Rug Hooking Retreat	7
Woodlanders Gathering	11
Jewelry Boot Camp	17
Art Adventure: A Mixed Media Retreat	28
Oil & Cold Wax Retreat	33
Mining the Story: Writing Retreat	40

EVENTS

Winter Writers Reading Series	39
Alley Stage Reading Series	39
Youth Program	42
2023 Events & Program Calendar	43
Site Rentals & Custom Retreats	44
Shake Rag Alley Lodging	45
Registration Information	46
Local Directory	47
Scherbarth Residency Program	48

Board of Directors

Mike Christensen, President
 Josh Petit, Vice President
 Deb Donaghue, Treasurer
 Julie Whelan Capell, Secretary
 Kevin Clougherty • Joy Gieseke
 Betty Hogan • Molly Walz Huie
 Julia Brier Marr • David Southward
 RuthAnn Steuber

Board Emeritus

Sandy Scott • Cheryl Smeja • Sharon Stauffer
 Judy Sutcliffe, 2004-2021

Staff

Sara Lomasz Flesch, Executive Director
 Christina Kubasta, Director of Education
 Alyssa Zasada, Administrative Manager
 Mike Kutzke, Buildings & Grounds Manager

Cultivating Creativity in Community

Shake Rag Alley Center for the Arts is a nonprofit 501(c)3 organization that exists to provide educational experiences in visual, performing, and literary arts for adults and children; cultivate the creativity that thrives in our rural community; and rehabilitate and preserve our historic buildings and rustic campus. Created in 2004 by community members and artists, our organization is located on a lush, 2.5-acre campus of gardens and historic 19th-century and reproduction buildings in the heart of the charming arts community of Mineral Point (population 2,600) in the beautiful, hilly, Driftless Area of southwestern Wisconsin.

Our adult workshops can range from a half to a full day to an immersive week, with class sizes ranging from four to 20 students. We also offer six weekend-long retreats a year that provide in-depth learning opportunities in one concentration. Shake Rag Alley instructors are artists who come from across the country and across the street to share their talents with our students. Classes are held in buildings throughout our campus as well as in the Smejas' Studio and the Lind Pavilion around the corner, and the Sardeson Studio a five-minute walk away. When appropriate we also utilize other venues in the community or hold classes outdoors under tents or trees.

Meals during workshops can be enjoyed in one of our area's charming cafes, taverns, or restaurants, or outside on one of our patios or picnic-style on the Green. We offer three private guest rooms in our on-campus Coach House building, and just a five-minute walk away are our Tuckpoint Garden Suite apartment and Roland's Loft studio apartment. As a student of Shake Rag Alley, you'll enjoy a 10% discount when you stay with us, but if our rooms are full, you'll have plenty of options in Mineral Point and nearby towns.

Our Youth Program is foundational to what we do, and since our founding we have offered creative classes for young people. What began with after-school programs is now a robust program of offerings, including our Free Arts Camp, supported by community partners, that provides art classes and learning for school-aged children during the summer.

Come create with us!



A portion of Shake Rag Alley's operating budget was supported in 2022 by grants from the Mineral Point Community Chest, Mineral Point Community Foundation, the Wisconsin Arts Board with funds from the State of Wisconsin and the National Endowment for the Arts, and the United Fund of Iowa County.

Letter from the Director of Education

As we turn to 2023, I'm excited to write to you from Mineral Point and the Shake Rag Alley campus. I'm "new" here, having arrived early October. I'm still learning, and what I've learned already is that Shake Rag Alley Center for the Arts is a place that welcomes and nurtures people, that values creativity, that honors its history, and is open to growing into a future with new ways to create and new ways to connect. As the director of education, the above has been brought home to me as I talk with a long-time Woodlander, and they ask after a member of this community, hoping to see a certain person or wondering if we'll be offering a loved class, as they've been away for a little while (what with all the last few years have brought) and are eager to return.

I've been gratified to work on our foundational offerings, like the Youth Program, and think about how to expand what we do in terms of reaching out to new audiences, and making schedules more attractive for working families. In improving accessibility with our offerings, we're also making our Winter Writers Reading Series in-person events hybrid. We've also re-thought how we share what we do—and you'll see those changes in our re-imagined categories like Metal & Heat, which includes Blacksmithing & Welding, Jewelry, and Glass, or Voice & Page, where Creative Writing, our Reading Series, and Book Arts live. It's exciting to think about how these art forms connect and speak to each other.

I hope you'll be inspired by the following pages—to find ways to delve more deeply into your passions, or to explore something new. We are always thinking about the intersections between creativity and education, and how we learn by making: activating new pathways in our brains, finding connections, and translating experience onto the page or the cradled board. There are fires in the forges at the Blacksmith Barn and soon in the furnace at our new Hot Shop, and there is also a fire in you—let's cultivate it.



Christina Kubasta
ckubasta@shakeragalley.org

Letter from the Executive Director

Greetings from Shake Rag Alley Center for the Arts, which is entering its 19th year of cultivating creativity in arts and crafts education on our historic campus.

We're not only running a school of arts and crafts for children and adults that plays host to several community events and programs each year: We're also committed to preserving and maintaining our collection of historic and reproduction buildings and Alley Stage, as well as keeping the weeds pulled, the trees trimmed, and the flowers blooming. We do all that we do with a small but mighty staff, a dedicated volunteer Board of Directors, an indispensable core of volunteers, and a generous community of donors throughout the country.

In my five years at the helm of this incredible creative organization, I've been proud of our ability to remain resilient through significant challenges. We do so with the support of individuals like you. In addition to registering for or teaching one of our workshops, when you make a donation, participate in one of our fundraising events, volunteer your time and energy—you are supporting us and helping us honor the legacy of those who have helped Shake Rag Alley become the source of inspiration and creativity for so many since 2004. Judy Sutcliffe, John Lind, Roland Sardeson, Bruce Howdle, Tom Kelly, Jim Scherbarth ... these individuals believed passionately about creating in community, and we stand on their and others' shoulders as we continue to work to deliver on Shake Rag Alley's mission.

We're delighted to share a new year of creativity with you in our artful community, which supports us in so many ways. To volunteer (and earn discounts off workshops!) or learn more about ways to engage with and support us while engaging your creativity, please don't hesitate to be in touch. I look forward to seeing you on or around the Green this year!



Sara Lomasz Flesch
sflesch@shakeragalley.org



Students enjoy 10% off Shake Rag Alley lodging!
See www.ShakeRagAlley.org

Fiber

Weaving | Quilting | Dyeing





Warp & Weave

Carole Spelić • Fri-Sun, Mar 3-5 / 9am-4pm

Learn (or re-learn!) to set up and weave on a four-harness loom. Wind a 10-inch-wide, 3-yard warp, thread it onto the loom, and explore basic weave structures and techniques. You will be introduced to reading a pattern draft and, after some sampling, use the remaining warp and time for a project of your choice: a wall hanging, table runner, mug rugs, or a scarf. It can be loose and experimental, structured and predictable, or somewhere in between. Warp yarn provided in a few color options. An assortment of weft yarns are available. If you bring your own loom, let us know in advance. Looms are also available for rent. Class size 6. Registration deadline Feb 20.

23R062L / Tuition \$275 / Materials Fee \$25



Robust Rag Rug

Carole Spelić

Weave a traditional "rag" rug on a heavy-duty antique loom. You will be making a serious piece of floor covering, about 28" wide and, depending on how hard you work, up to 5' long. Looms are warped and ready to go so you can start weaving right away! We have lots of new fabric so you can choose your favorite colors and patterns. The finished product will be durable, washable, and uniquely yours. No previous weaving experience needed, but this process does require moderate strength, and you'll be standing while you weave. Class size 4.

Tuition \$130 / Materials Fee \$20 / 9am-5pm

Sun, April 16 / 23R106I / Registration deadline April 3.

Sat, May 27 / 23R147I / Registration deadline May 15

Sun, June 11 / 23R162I / Registration deadline May 29

Sat, July 29 / 23R210I / Registration deadline July 17

Sun, Sept 3 / 23R246I / Registration deadline Aug 21

Sat, Oct 28 / 23R301I / Registration deadline Oct 16



Beginning Rug Hooking

Teresa Steele • Sat-Sun, April 22-23 / 9am-4pm Sat, 9am-3pm Sun

Are you ready for a new hobby/art therapy for your free time? Then you need a beginning rug hooking class. Learn how to pull your first loops on an 18" rug during the class. We will learn about wool fabric, rug hooking supplies and equipment, rug hooking techniques/styles, design, and finishing your rug. You will walk away feeling confident, refreshed, and rejuvenated to begin another rug of your choice. Teresa will have additional wool, rug patterns, and supplies available for purchase. Class size 15. Registration deadline April 10.

23R112 / Tuition \$200 / Materials Fee \$75



Mending Hearts: Stitching Recycled Fibers Into Sculpture

Lorraine Reynolds • Sat, April 29 / 9am-4pm

This intensive workshop explores trauma, loss, hopes, and dreams. You will create 3-D fiber sculptures through wrapping and meditative stitches. Thread, needle, and fabric become vehicles that aid the repair of our lost and broken hearts. Learn to transform personal grief and longing into powerful pieces of art. Bring broken objects, keepsakes, or souvenirs you would like to place inside the heart. This could take the form of shells, rocks, jewelry, small household/domestic items, etc. Class size 15. Registration deadline April 17.

23R119S / Tuition \$150 / Materials Fee \$10



Tensile Fabric Sails

Aris Georges • Sat, June 10 / 9am-4pm

Learn the art of creating fabric sails based on the hyperbolic-paraboloid principle, a 3-D geometry that generates strong curves that soar in space! Instructor Aris Georges will demonstrate basic principles of shapes, simple knots and anchoring methods. The group will create an installation at Shake Rag Alley, with each participant on the team stretching a shape in space. Fabrics will be provided. Students can transfer the skills to home and garden projects of their own, i.e., garden shades/sculptures or interior space decor. Class size 13. Registration deadline May 29.

23R161C / Tuition \$100



The Art of Painting on Silk

Jamie Kirkell • Sat-Sun, June 10-11 / 9am-4pm

Colors on silk are breathtaking. You will have the opportunity to explore easy-to-apply design principles, color theory, and special techniques for painting on silk. Painting florals is perfect for this art form. This class is taught in an open, relaxed manner and is geared for the beginner or the seasoned artist intrigued by exploring silk painting. Working and sharing with others is a joy. Class size 15. Registration deadline May 29.

23R161S / Tuition \$225 / Materials Fee \$50



The Memory of Stitches: Revisiting Old Cloth

Maday Delgado • Sat, Aug 5 / 9am-4pm

Every hand stitch is imbued with memory and that paying tribute to the materials we use is an important part of the creative process. This hand-stitching workshop puts sustainability in the forefront; utilizing vintage materials we create a connection to the past and honor how cotton comes into existence: seed to cloth. The texture created by hand stitching becomes the superstar of a sustainable, mindful practice. Seeing the work that emerges from non-commercial, non-decorative fabrics invites us to explore beauty. I hope you join me in this journey. Class size 12. Registration deadline July 24.

23R217L / Tuition \$120 / Materials Fee \$20



Primitive Folk Art Stitchery

Suzi Dillinger • Fri, Aug 11 / 9am-4pm

Folk art is an expression of cultural heritage and traditions within a community. The "child-like" art can easily be accomplished by those without formal art training. In this class, you will create either a landscape or still life with fabrics, hand stitching, buttons, trims, and ephemera. Your work will be an original and may contain personal memorabilia if desired. The final stitched piece may be used as a wall hanging, journal cover, table topper, pillow, etc. Class size 9. Registration deadline July 31.

23R223S / Tuition \$110 / Materials Fee \$1-\$5 per item (optional, payable to instructor at class time)



Abstract Quilt Block Design Using a Formula

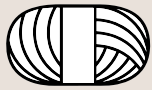
Suzi Dillinger • Sat-Sun, Aug 12-13 / 9am-4pm Sat, 9am-noon Sun

Design one or more original abstract quilt block designs using Suzi's formula technique. You will sketch multiple designs, then choose your favorite. Templates will be made from freezer paper, and you will sew your design into a wall-hanging sized art piece. Once you have learned this technique, you are on your way to creating many additional original pieces. Class size 9. Registration deadline July 31.

23R224S / Tuition \$165



Students enjoy 10% off Shake Rag Alley lodging!
See www.ShakeRagAlley.org



Rug Hooking Retreat: Color, Contrast & Texture in Primitive Rug Hooking

Fri-Sun, Sept 15-17 / 9am-4pm Fri-Sat, 9am-3pm Sun

Registration deadline Sept 4

Join instructor Sally Kallin as you deepen your knowledge over three days of immersion in our Rug Hooking Retreat in the spacious Lind Pavilion. With guidance, and the support of your fellow hookers, you'll work on a project of your own using 8-inch cuts or wider, exploring the primitive style. Connect with Sally before the retreat for your customized project and spend the long weekend seeing your vision come to life.

Learn finishing techniques, tips and tricks, and peruse Sally's store of textured wool and other fibers. For the intermediate to advanced rug hooker, this retreat provides time to create in the company of artists like yourself.

Get inspired to create a beautiful hooked rug and have fun in the process! You will learn how color, contrast, and texture affect your rug hooking, and how to choose wools to achieve the look you want, with one-on-one color planning. We will discuss mixing different wools in backgrounds and borders, and design elements. As usual, lots of tips and tricks, and if time allows, finishing techniques. Work on any project that can be hooked in an 8-cut or wider. There will be lots of beautiful textured wool and other fibers to incorporate into your project. An email sent out 6-8 weeks before class to discuss your project will help you and the instructor prepare for what you want to create. Class size 16.

23R258L / Tuition \$275 / Materials Fee variable, payable to instructor at class time



Needle Felted Animal Sculptures

Tamara Tsurkan • Sun, Sept 24 / 9am-4pm

In this fauna-inspired workshop, we will learn how to make incredibly realistic 3-D felt sculptures of our beloved animals. The class will start with an overview of wool types and needles used for felting. We will experiment with various felting techniques and work on prepping the wool and creating a wire skeleton for your sculpture. In the second half of the class we will add wool to the skeleton and apply the needle-felting techniques. Class size 12. Registration deadline Sept 11.

23R267C / Tuition \$130 / Materials Fee \$20



Dyeing for Blue

Jenny Knavel • Sat, Oct 28 / 12-3pm

Indigo is one of the oldest dyes used for textiles and printing. People from many different countries have utilized this organic compound to create a distinctive blue. This workshop will familiarize you with a creative, multicultural practice that utilizes predominantly plant-based materials. The vat-making method is safe for (supervised) children to use. You will use a basic shibori technique and dye a cotton scarf. Shibori is a Japanese, manual, resist dyeing technique. We will prepare an organic, fermentation dye vat utilizing indigo powder, an extract prepared from the plant *Indigofera tinctoria*. Ages 14 & up. Class size 12. Registration deadline Oct 16.

23R301 / Tuition \$55 / Materials Fee \$25

Heritage Craft

Rustic Craft | Mosaic | Culinary Arts
Ceramics | Historic Preservation





Gourd Jewelry Box

Deb Ready • Sat, April 22 / 1pm-4pm

This project makes an excellent gift for someone or perhaps just for you! Using a pre-formed gourd container, each will have a removable lid (with a finial of your choice), with your choice of illustrations, patterns, (or your own sketch) and color options. Available materials will include beads, wire, dyes, stains, feathers, paint and your imagination. Class size 10. Registration deadline April 10.

23R112S / Tuition \$55



Hands-On Landscaping & Masonry

Nate Chambers • Sat-Sun, June 10-11 / 9am-4pm

Join Mineral Point stone mason Nate Chambers in working on a variety of path restoration and masonry jobs around our historic campus! This two-day course will take you through job site prep, the tools of the trade, and water mitigation. Take these skills home for your own DIY projects. Be prepared for heavy lifting. Don't pass up this unique chance to leave your mark on a beautiful historic campus! Class size 5. Registration deadline May 29.

23R161A / Tuition \$175 / Materials Fee \$50



Pinching & Coiling: Explore Functional Pottery

Laura Williams • Wed-Fri, June 28-30 / 9am-4pm Wed-Thur, 9am-noon Fri

Join Chicago artist Laura Williams to create charming cups, bowls, plates, lidded jars, spoons, vases, and teapots using handbuilding methods of pinching and coiling. Ideal for beginners and seasoned hand builders alike. Learn about decorating your wares using underglazes and slip. Wares will be clear glazed, fired and, if needed, shipped for an additional fee. If local, you can arrange for pick up at Shake Rag Alley after firing by the Globe Clay Center (\$10 per piece for both firings—bisque and glaze—paid directly to the Globe Clay Center at the end of class). Ages 16 & Up. Class size 12. Registration deadline June 6.

22R168S / Tuition \$240 / Materials Fee \$30



Mini Teacup & Saucer Mosaic

Cindy Fleming • Sat-Sun, July 8-9 / 9am-4pm

This two-day class will be a colorful journey of mosaic of a mini teacup and saucer, just because! The first day will be dedicated to choosing colors and cutting tiles into small squares. The second day will involve applying tiny tiles to the two forms—teacup and saucer. Arrangements for grouting will be made. Requires cutting glass with a nipper tool, which will be demonstrated. Class size 8. Registration deadline June 26.

23R189S / Tuition \$150 / Materials Fee \$30



Homemade Gnocchi Pasta

Lynn Kaufman • Fri, Aug 4 / 6-7:30pm

Learn to create homemade gnocchi pasta with Lynn! During this class you will create delicious little Italian potato parmesan dumplings by hand. Take these little dumplings home and prepare with your favorite sauce. Lynn will provide sauce recipes to take home to create an amazing gnocchi meal! Class size 12. Registration deadline July 24.

23R216L / Tuition \$43 / Materials Fee \$12



Chicken, Pepper, & Tomato Pie

Lynn Kaufman • Sat, Aug 5 / 10-11:30am

Learn to create this simple open-faced pie full of fresh ingredients! Delicious homemade crust full of chicken, onions, peppers, and tomatoes ... a perfect meal to use those garden veggies! Ages 14 & up. Class size 12. Registration deadline July 24.

23R217L / Tuition \$43 / Materials Fee \$12



Friendship Bowl

Deb Ready • Sat, Sept 9 / 4pm

In this class you will create a Friendship Bowl with traditional Japanese characters (tranquility, kindness, love, etc.). You will make decisions about the use of color, stain, and dyes after selecting your chopsticks. There will be some drilling to incorporate the chopsticks. You will work off a pre-formed and prepped gourd container. Class size 10. Registration deadline Aug 28.

23R252S / Tuition \$55 / Materials Fee \$35



DIY Cider: Fermenting Cider at Home

Deirdre Birmingham • Sat, Sept 9 / 2-3:30pm

Cider happens! Ever left a jug of fresh-pressed cider juice in the back of the fridge for a few weeks? Did that jug expand? That juice was fermenting to (hard) cider! Learn how you can do that in a controlled sense and have your own fermented cider to enjoy. Deirdre will demonstrate the equipment yeast strains, and science involved so you can have fun fermenting at home. Class size 15. Registration deadline Aug 28.

23R2520-I / Tuition \$55



Cider Tasting: Sip & Nosh

Deirdre Birmingham • Sat, Sept 9 / 6:30-8pm

Join us for a summer evening on the Green with The Cider Farm's Deirdre Birmingham to learn what cider is and its history. A fun class on your own or with a group! Sample four styles of cider to learn major differences in not just taste, but their production methods and histories. Four 2-oz pours of cider (2 American, 1 French, 1 Spanish) included. Become a Cider Snob! Must be at least 21 years old. Class size 25. Registration deadline Aug 28.

23R2520-II / Tuition \$40 / Materials Fee \$15



Make a Bent Willow Chair

Jim Arendt • Sat-Sun, Sept 9-10 / 9am-4pm

Bring enchantment and nature into your home with a bent willow chair. Jim will bring plenty of green willow and lead you through the process of making a rustic bent willow chair using only hand tools. At the end of the workshop you will have a beautiful, handcrafted piece of furniture. (Be sure you have room to carry it in your vehicle.) You'll enjoy every minute as you learn about working with willow. This class is for everyone—no experience required, although some hand and arm strength is needed. Class size 6. Registration deadline Aug 28.

23R252C / Tuition \$275



Knife Skills

Nicole Bujewski • Thu, Oct 26 / 6-8pm

If you're going to prepare food safely and efficiently, you need to master essential knife skills. Nicole will introduce you to the importance of knife safety skills, cover the basic but crucial concept of how to hold a knife, and then move on to review many common cuts including: dice, slice, chop, chiffonade, mince, paste, batonnet, julienne, and wedges. Different knife shapes and their appropriate applications will be discussed and demonstrated. Class size 5. Registration deadline Oct 16.

23R299L / Tuition \$45 / Materials Fee \$10



Students enjoy 10% off Shake Rag Alley lodging!
See www.ShakeRagAlley.org



Woodlanders Gathering— A Rustic Arts & Nature Crafts Retreat

Thu-Sun, July 13-16, 2023

It's like summer camp for adults! Whether you're a beginner or an experienced craftsperson, you are in for an incredibly fun and creative time with nearly 40 nature-based workshops to choose from and more than 30 talented instructors to work with. Create rustic furniture, gourd art, pottery, or garden projects; try your hand at blacksmithing, woodcarving, nature printing, fabric dyeing, and more. Start your days with morning coffee and treats on the Art Cafe patio, enjoy daily lunches on the Green, and browse the incredible Woodlanders Silent Auction featuring rustic arts, nature crafts, books, tools, and more donated by instructors and students and benefiting Shake Rag Alley scholarship students. Take time to relax, soak up the sunshine, enjoy the company of a great group of nature-loving folks, and discover the magic of Shake Rag Alley's lush gardens, tall trees, historic buildings, and natural spring-fed stream.

Come for a day, two, three, or the entire weekend and have the time of your life!

Choose your days, then fill them with as many workshops as you can fit into your schedule (be sure your choices don't overlap times). Register online or call our office.



FEES

Day Fee (Thursday-Saturday): \$115 *includes* your choice of workshops, lunch, snacks, beverages, and some evening activities.

Half Day Fee (Thursday-Sunday): \$60 *includes* your choice of workshops, am/pm snacks, and beverages. Does NOT include lunch, which can be added on.

Material fees are additional and listed at the end of each workshop description. Friday and Saturday evening dinner picnics are also additional.

THURSDAY, JULY 13

7:30-8:30am REGISTRATION & CHECK-IN:

Shake Rag Alley Art Cafe, 18 Shake Rag St.

8:30-11:30am A01 EMBOSSED GOURD VASES: READY

In this class you will select from various designs and colors to be used on your gourd vase. Different methods and embellishments as well as an embossed texture will be your choice. No two are alike and you will create your own style. Materials: \$35

8:30-11:30am A02 LEARN TO USE A POTTERY WHEEL: WHITES

Sisters and potters, Katie and Joelle White will give you an introductory lesson in how to throw clay pots on a spinning potter's wheel. Once you've learned to control the lump of clay centered on the wheel, you'll have a lifetime skill. This is a class just for learning that essential skill. You will leave with the know-how to make pottery in the future. If you'd like anything fired, a firing and shipping fee will be applied. Materials: \$10

8:30-11:30am A03 CHALET DIE BESTÄUBERN (THE POLLINATORS' CHALET): SPELIC'

Build an attractive home for the tiny pollinators in your garden. Using basic carpentry tools and skills, you'll assemble a stylish little wooden lodge, then fill it with the cozy materials that encourage beneficial insects—like lacewings, mason bees, solitary wasps, and hoverflies—to remain in your yard year-round. If there's time, you may decorate your bug chalet with both found and provided doo-dads. Viel Spaß! (Have fun!) Materials: \$18

8:30am-4pm A04 CARVE A RED-WINGED BLACKBIRD: SCHEUER

Strop your carving knife and with the help of Nick, an expert woodcarver, get ready to carve and lightly paint a delightful red-winged blackbird. Nick will demonstrate a simpler version for novice carvers, as well as a more detailed version for those with more experience. This free-standing carving will look great on a shelf or mantle back home. Materials: \$25

8:30-11:30am A05 RUSTIC SHELF: NELSON

Join Phil to make a primitive-style shelf composed of wood plank and sticks. Hanging hardware included. Materials: \$20

8:30am-4pm A06 WOVEN BASKET TOTE: RILEY

This woven basket with fabric liner makes for a very useful basket, to hold a craft project, knitting, crocheting, quilting, or as a catch all in your car. The handles are cotton shaker tape. Materials: \$45

11:30 am-1pm LUNCH ON THE GREEN:

A chance to chat, meet new friends, and reconnect with old friends. (Lunch is included in your day fee Thursday-Saturday. If you wish to add a Sunday lunch or bring a guest during the retreat \$10.)

1-3:30pm A07 WASHI EGG ORNAMENTS: READY

In this class you will choose from a variety of Washi papers or small print fabrics to make egg gourd ornaments. The best Washi paper is handmade by a few remaining artisan families in Japan. It is made from the mulberry plant and is more flexible and "forgiving" than regular bond paper. These egg ornaments can best be used to decorate all year long—for any season. Materials: \$35

1-5pm A08 FARMHOUSE CLOCK: SPELIC'

Start with assembling slats of wonderfully weathered wood, then cut out the 18" circle. Roughly sand the edges for a really rustic look. Using stencils and paint, you'll make the large, easy-to-read dial. For a truly customized product, you can also add personalization like ours, which celebrates the founding of Shake Rag Alley! Stylish and useful, this farmhouse clock will add a warm flavor to your home or workshop—or maybe that of a friend, if you're feeling generous. Materials: \$20

1-5pm A09 RUSTIC ACCENT TABLE/PLANT STAND: SOMAN

Create a charming accent table or use this useful table as a plant stand, 32" high with a shelf at the top and the bottom. Dan, an expert artist, will provide a variety of rustic materials, recycled boards, twigs, and curly willow. Materials: \$25

1-4:30pm A10 HISTORICAL BLACKSMITH DISPLAY: MCKERNAN

In this drop-in session, you'll learn about the history of blacksmithing, and get to see original tools (and equipment) made by blacksmiths from the time of Mineral Point's settlement. Learn about this trade and functional art, and get inspired to try it yourself! No registration required. Free.

1-4pm A11 NATURE'S BOUNTY: THE MANY USES OF WILD PLANTS: EAGAN

Join David, naturalist and ethnobotanist, for a ramble around the Shake Rag Alley campus to identify and explore plants for their uses and delights. Discover how wild plants can be used for food, fire, cordage, utilitarian objects, medicine, magic, and more. Everyone will make a natural fiber twine bracelet. Free.

FRIDAY, JULY 14**7:30-8:30am REGISTRATION & CHECK-IN:**

Shake Rag Alley Art Cafe, 18 Shake Rag St.

8:30-11:30am B01 FORGING HOOKS & LEAVES: AAVANG

Learn the basics of blacksmithing from Hal, as well as how to use a portable propane gas forge. You'll learn the use of the hammer, anvil, and vise as you practice drawing, tapering, and twisting. And you'll make decorative and useful hooks and leaves. Materials: \$10

8:30-11:30am B02 LEAF STAMP & STITCH PILLOW COVER: THULI

Create a unique, one of a kind pillow cover that combines a love of nature and mindful, relaxing stitches! You'll find the perfect leaves to hand print on prepared 20" slip covers. Add some simple running stitches to complete your design. Materials: \$20

8:30-11:30am B03 BROKEN PIECES MOSAIC TILE: FLEMING

Break plates and other ceramic material to create a unique tile using basic mosaic technique. No experience or specific skill needed. If you have some special plates, pottery, or glass—flat not curved is best—bring them, otherwise materials are provided. Materials: \$15

8:30-11:30am B04 PERSONALIZED WALKING STICK: WHITTS

This walking stick will take you to new adventures. Marcia and John will supply willow saplings, dried, debarked, and with character. You'll adjust height and sand, then using a wood burner, inscribe designs or words to make it your own. Add a compass, a leather wrist strap, and voila! (We will also have "blanks" available for \$10 purchase.) Materials: \$20

8:30-11:30am B05 CREATE A COMFORTING DOODLEBIRD: RISTOW

Ann will provide a charming hand-carved wooden bird and show you how to add your own unique doodled designs. Ann has lots of fun ways to help you create beautiful intriguing structured patterns and add a wax finish. When life feels challenging, wrap your hands around your Comfort Creature, give it a rub and remind yourself to have a wonderful day. Makes a lovely gift. Materials: \$25

11:30 am-1pm LUNCH ON THE GREEN:

A chance to chat, meet new friends and reconnect with old friends. (Lunch is included in your day fee Thursday-Saturday. If you wish to add a Sunday lunch or bring a guest during the retreat \$10.)

1-5pm B06 FORGE A CALLA LILY: AAVANG

Hal will lead you in blacksmithing an attractive calla lily flower on a stem or stand, and you'll get some good practice in heating iron rod in a propane gas forge and hammering it into shape on an anvil. Materials: \$10

1-4pm B07 NATURE'S GARLANDS: THULI

Garlands have been used in many cultures across the world as symbols of beauty, peace, and gratitude for the great bounty here on Earth. Join us as we collect and arrange natural materials to create a beautiful, one of a kind garland for your fireplace mantel, fall table, or above your front door to offer guests a warm welcoming greeting! Materials: \$16

1-4pm B08 NATURE IMPRINTS IN CLAY: JOHNSTONS

Create a unique hand-built bowl and imprint the clay with natural textures with expert potters Diana and Claire at the Johnston's fabulous Brewery Pottery Studio at 276 Shake Rag Street. After your bowl dries, the Johnstons will glaze and fire it in their stoneware kilns. Materials: \$15

1-4pm B09 BOARD-MOUNTED RUSTIC HOOKS: EAGAN

Add a charming touch to your walls perfect for hanging hats, coats, bags and more. David (whose grandson calls him Grandpa Sticks) has an eye for useful branch shapes on native trees and will provide many to choose from. Bring a special board from home, or use one provided, then make and attach your unique hooks. Materials: \$10

1-4pm B10 WILLOW GARDEN TRELLIS: ARENDT

Rummage through a stash of long green willow withes, then bend and shape your wands into a flat trellis sized to fit your garden. Materials: \$30

1-5pm B11 SPIRIT OF THE GARDEN TWIG SCULPTURE: KINGERY

Todd is a master furniture maker but this year he's into super powers and rustic play. He'll challenge you to create a human 4-6' high sculpture from branches and twigs, and give it mastery of the garden. You'll have fun playing and sculpting and take home a unique garden guardian. Materials: \$35

5-6:30pm B13 PICNIC ON THE GREEN

A great time to relax and share your day's creative adventures. Stick around for the fun evening event. Fee: \$12.

6:30-8pm FRIDAY EVENING FUN EVENT:

Watch the website for details to come!

SATURDAY, JULY 15**7:30-8:30am REGISTRATION & CHECK-IN:**

Shake Rag Alley Art Cafe, 18 Shake Rag St.

8:30-11:30am C01 FORGE A TRIANGULAR DINNER BELL: TUFTEE

Bob will teach basic blacksmithing skills to complete this project, hammering, tapering, drawing out, and how to tend a coal fire. Make a triangular dinner bell plus a wall mount bracket to hang it from. Materials: \$10

8:30-11:30am C02 RUSTIC GARDEN BENCH: KULICK/ARENDT

Max and Jim are the perfect team to assist you in making your very own rustic bench from scratch. You'll choose and trim up a slab, make rustic legs, drill holes, fit the legs, and go home with a family heirloom! Materials: \$35

8:30-11:30am C03 SILK SCARF DYEING & PAINTING: WELCH

Come create two beautiful silk scarves with Nancy, a teacher of playful art classes. She will show you how to dye silk fabric in a microwave oven for easy yet gloriously colorful results and she'll also show you how to paint flowers or other art on your scarves. Materials: \$25

8:30-11:30am C04 SOAPS & SCRUBS: KULICK

Megan will show you how to use a variety of household products to create simple, fun sugar scrubs. You will also make melt-and-pour goat's milk soap with fragrant add-ins such as coffee, herbs, and sprinkles. Once you learn how easy it is, you will be re-creating these recipes at home! Materials: \$10

8:30am-4pm C05 FACE OF NATURE: BIRDS

In this workshop we will be making masquerade-style masks out of natural materials. You'll start with a pre-made paper clay sculpted face form and a variety of natural materials prepared for you to custom-create your own mask. We hope that after making this piece you will walk away with a new perspective and the appreciation of the beauty that nature can provide in color, texture, and form. Materials: \$20

8:30am-4pm C06 BOTTLE CAP FISH SCULPTURE: WOLLANGKS

It's a unique way of upcycling bottle caps that normally would find their way into the trash. Hammer bottle caps flat and attach them with small nails to a wooden fish form. The overlapping bottle caps create the effect of fish "scales." Your resulting fish sculpture will measure 21" long by 3 1/2" wide, a real "keeper." All tools will be provided. Materials: \$5

11:30 am-1pm LUNCH ON THE GREEN:

A chance to chat, meet new friends and reconnect with old friends. (Lunch is included in your day fee Thursday-Saturday. If you wish to add a Sunday lunch or bring a guest during the retreat \$10.)

1-5pm C07 ROCK & BOTTLE CHAIN: ROGNESS/SPELIC'

Rain chains have hundreds of years of history—not only as unique decorative enhancements to home and garden, but also as useful art. And not only creating a pleasant sound, but also channeling rainwater from roof to rain barrel or basin. Jamie and Carole will provide you with the materials to create your own unique rain chain, 8-10' long, using rocks, bottles, beads, chain, charms, and whatever you might wish to add. Materials: \$25

1-5pm C08 CARVE A DOODLE FOX OR CAT: RISTOW

Ann will provide a red cedar blank for you to carve a charming little wooden fox or cat and then show you how to add unique doodled designs. When life feels challenging, wrap your hands around your little critter, give it a rub, and remind yourself to have a wonderful day. Makes a lovely gift. Materials: \$25

1-3pm C09 WOODTURNING DEMONSTRATION WITH THE HARRY NOHR WOODTURNERS

Harry Nohr was the father of modern woodturning and lived for a time in Mineral Point, serving as postmaster, and creating and selling his bowls on High Street. For many centuries, we have used wood for shelter, furniture, utensils, and fire. Woodturning uses a method where the piece is spun against a stationary tool to remove the excess wood. While woodturning has been around since ancient times, tools and methods have changed dramatically in the last 20 or so years, allowing the hobbyist greater flexibility, and the artist even greater artistic expression. No registration required. Free.

1-5pm C10 RUSTIC TWIG SIGNS: KINGERY

Todd will provide a variety of twigs for you to create your own personal signs on barn board. You will have an assortment of options and expect to make two or three signs during this workshop with natural or painted backgrounds. Materials: \$25

5-6:30pm C13 PICNIC ON THE GREEN

A great time to relax and share your day's creative adventures. Stick around for the fun evening event. Fee: \$12.

7:30pm SATURDAY EVENING FUN EVENT

Watch the website for details to come!

SUNDAY, JULY 16**7:30-8:30am REGISTRATION & CHECK-IN:**

Shake Rag Alley Art Cafe, 18 Shake Rag St.

8:30-11:30am D01 FAUX SCRIMSHAW ON DEER BONE: KOSTOHRYS

Jim, an excellent wildlife artist, will help you create a scrimshaw-like image on a deer shoulder bone. You don't have to be an artist to create a really beautiful work of art. You will transfer Jim's finely drawn wildlife images (or your own) in scrimshaw style using a micropen. Materials: \$5

8:30-11:30am D02 RUSTIC WOOD GARDEN JOURNAL: KUBASTA

Make the perfect garden journal using rustic boards for your cover and hand-sewing a visible binding that allows your book to lay flat for easy note taking. Choose handmade end papers with leaves and flower petals pressed into the paper, and we'll sew in an envelope at the end for seed collecting or plant tags. Materials: \$25

8:30-11:30am D03 FORAGING FOR CERAMIC MORELS: CARTER

If you've ever foraged yourself, you know the delight of finding morels (and the disappointment of going home empty). Join Liz Carter of Mineral Point's Driftless Studio & Gallery in making small ceramic morel mushrooms, so you'll always have your very own. These small treasures are made by hand using an intuitive process and each will be utterly unique. Materials: \$15

8:30-11:30am D04 ELGIN TWIG MOSAIC: JOHANNA

Elizabeth was inspired by the art that longtime Woodlander Paul Elgin creates using twigs. Get those pruners warmed up and make a charming piece of nature art for your wall. Elizabeth will provide a hand-carved heart or moon for you to set between cut twigs you'll glue to a rustic board. Materials: \$10

8:30-11:30am D05 WEAVE A MUG RUG: RILEY

Weave a simple mug rug using cotton thread/yarn on a simple loom. Materials: \$25

8:30-11:30 D06 COPPER WIRE & STONE TREES: SMEJA

Build a miniature tree using copper wire and stone beads. Bring along a pretty rock, a piece of driftwood, a shell, or whatever you would like to display in your 3" to 4" inch high tree. You are welcome to bring your own jewelry pliers, fine wire cutters, and beads of your choice, however all tools and materials can be provided. Materials: \$20

11:30am-1pm LUNCH ON THE GREEN:

A chance to chat, meet new friends, and reconnect with old friends. Feel free to bring a guest. Fee: \$10.

Metal & Heat

Blacksmithing & Welding | Jewelry | Glass





Coppersmithing 101

Vickie Schertz • Fri-Sun, April 21-23 / 9am-4pm

Work with copper and take home four handsome finished pieces. Vickie "Doc" Schertz has been sharing her coppersmithing skills for several years and welcomes beginners as well as those with experience. Learn how to move, manipulate, and reshape copper. Four projects include a 3" x 4" copper "coupon" to chase and texture; a 4" pencil caddy that will hone your chasing (embossing) and texturing skills plus soldering; a 7" vase that stretches your talents; and a 8" round plate that involves complex chasing to raise the design and sink the center. Class size 9. Registration deadline April 10.

23R111C / Tuition \$290 / Materials Fee \$45



Beginning Blacksmithing

Greg Winz

Learn the basics of lighting and tending the coal fire in the forge; handling hammers, tongs, and anvil; and working iron into points, hooks, and twists for useful objects such as drawer handles, plant hangers, and a variety of hooks. This is a beginning class but intermediate students are welcome to review their skills and try more complex projects. Class size 8.

Tuition \$125 / Materials Fee \$5 / Fuel & Supply Charge \$5 • Sat, 9am-4pm

May 6 / 23R126B / Registration deadline April 24.

Aug 5 / 23R217B / Registration deadline July 24.



Blacksmithing & Welding Open Forge Days

Have some experience with welding or blacksmithing and want access to Shake Rag Alley's facilities? Come take advantage of our Open Forge days. We have six coal forges, nine anvils, two gas forges, two oxyacetylene kits, drill press, grinders, and tools. While instruction will not be provided, a facilitator will be on site for safety and guidance. Class size 6.

Tuition \$25 / Fuel & Supply Charge \$5 / 9am-4pm

Sat, May 13 / 23R133B / Registration deadline May 1.

Sat, June 10 / 23R161B / Registration deadline May 29.

Sat, July 29 / 23R210B / Registration deadline July 17.

Sat, Aug 26 / 23R238B / Registration deadline Aug 14.

Sat, Sept 16 / 23R259B / Registration deadline Sept 4.



Gas Forge Blacksmithing

Dave Rich • Sat-Sun, May 20-21 / 9am-4pm

Would you like to try blacksmithing on a gas forge? Dave will show you how to operate a gas propane forge and use basic tools (anvil, hammers, tongs, etc.). You will learn forging skills like tapering, drawing out, scrolling, twisting, and upsetting. Dave will demonstrate each stage with plenty of hands-on time for practice. Class projects include making hooks, leaves, and more. You'll leave with the knowledge of safe forging techniques and the ability to move on to advanced projects. Class size 4. Registration deadline May 8.

23R140B / Tuition \$230 / Materials Fee \$15 / Fuel & Supply Charge \$10



Blacksmithing 101

Bob Tuftee • Fri-Sun, June 2-4 / 9am-4pm Fri-Sat, 9am-1pm Sun

If you're a beginner, this blacksmithing workshop is for you! You'll start with the basics: tending the coal fire, hammer control, use of anvil and tongs. Once comfortable with the fundamentals, you'll move on to some hot iron forging projects, such as a variety of handy hooks, plant hangers, bottle openers, key chain fobs, and more. Bob will have samples of many projects. You'll go home with striking ironwork you've forged yourself, and a taste for more. (If you already have smithing skills, join this class and Bob will have a new challenge for you!) Class size 6. Registration deadline May 22.

23R153B / Tuition \$260 / Materials Fee \$15 / Fuel & Supply Charge \$15



Fused & Fabricated Ring

Eva Sherman • Fri, June 16 / 9am-4pm

Using both fusing and fabrication techniques, you will create a richly textured multi-layer ring. An optional water cast pearl element or tube set CZ's may be added for embellishment. Soldering experience required. Class size 10. Registration deadline June 5.

23R167J / Tuition \$160 / Materials Fee \$50



Silver Dust Hollow Form Ring

Eva Sherman • Sat, June 17 / 9am-4pm

The fusing technique creates beautiful organic textures that are so much a part of the current trend in art jewelry. You will incorporate the spontaneous compositions created as part of the fusing process while fabricating this richly textured hollow form ring. Soldering experience required. Class size 10. Registration deadline June 5.

23R168J / Tuition \$160 / Materials Fee \$50



Fused Fragment Pendants

Eva Sherman • Sun, June 18 / 9am-4pm

Want to learn a creative way to upcycle silver scraps? Learn how easy it is to fuse flat sterling silver scraps into beautiful and organic one-of-a-kind design elements. You will also solder a wire frame for a finished edge and embellish your designs with accents of faceted stones set in pre-made tube bezels, or pearls. Two pendants may be created as time allows. Previous soldering and metal working experience recommended, but adventurous beginners are welcome. Class size 10. Registration deadline June 5.

23R169J / Tuition \$160 / Materials Fee \$50



Beginners Gas Forge: Decorative Garden Post

Ed Loebach • Sat-Sun, June 24-25 / 9am-4pm

In this beginners class, you will learn the basics of a gas forge, drawing tapers, curling, twisting and texturing metal to make a garden post with hook and a decorative dragonfly or butterfly adornment. Optional second blank available for an additional \$10. Class size 6. Registration deadline June 12.

23R175B / Tuition \$230 / Materials Fee \$25 / Fuel & Supply Charge \$10



Welding Wild Yard Art

Dick Anderson

Let your imagination run wild to create unique and clever yard art. Bring your junk tools, wrenches, rakes, etc.,—anything a magnet will stick to. Learn how to cut, grind, heat, bend, and weld it all together to make a classic "critter." Start scrounging to collect what you want to work with and bring with you. A limited amount of "junk" will be provided. Re-rod for legs and feet available for purchase by the foot. No welding experience necessary. Class size 6.

Tuition \$230 / Materials Fee \$5 / Fuel & Supply Charge \$10

July 8-9 / Sat-Sun, 9am-4pm / 23R189B / Registration deadline June 26.

Aug 19-20 / Sat-Sun, 9am-4pm / 23R231B / Registration deadline Aug 7.



Blacksmithing an Herb Chopper

Loren Calleri • Sat, July 22 / 9am-4pm

Blacksmith a handsome herb chopper for your kitchen as you learn some more advanced forms of blacksmithing to create this complex object. Learn how to work with knife steel, forge a blade edge using traditional blacksmithing techniques, and then heat treat our finished products. Some previous blacksmithing experience or a basic understanding of coal forging will help you succeed. Class size 6. Registration deadline July 10.

23R203B / Tuition \$120 / Materials Fee \$20 / Fuel & Supply Charge \$5



Silver Stamped Band Rings

Leslie Perrino • Sat, July 22 / 9am-2pm

Make a one-of-a-kind textured sterling silver ring. In this half-day workshop you will learn to size, stamp, form, solder, and polish a sterling ring (or two). It's the perfect introduction to jewelry-making for beginners, a great way to get back into jewelry-making after a break, and a fun exercise for the advanced student. Class size 10. Registration deadline July 10.

23R203J / Tuition \$110 / Materials Fee \$35



Silver Spinner Ring

Leslie Perrino • Sun, July 23 / 9am-4pm

Are you on board with the popular kinetic spinner rings? Learn to make a sterling silver or multi-metal ring with two bands: The inner one hugs your finger while the moveable outer one lets you fidget to your heart's content. Advance your metalwork skills, including sawing, texturing, soldering, and finishing. You will leave with a lovely ring to wear or give as a gift. Some jewelry making experience is best, but advanced beginners may consider this class. Class size 10. Registration deadline July 10.

23R204J / Tuition \$120 / Materials Fee \$15



Made with Intention: Chains & Pendant

Ali Kauss • Sat-Sun, July 29-30 / 9am-4pm Sat; 9am-noon Sun

Use the power of intention to create a power necklace using a variety of traditional metalsmithing techniques. Set a stone for a pendant and hand fabricate your own fused chain. Upon completion, you will have a piece of jewelry that not only is beautiful, but that you can wear as a reminder of your own internal beauty. Class size 8. Registration deadline July 17.

23R210J / Tuition \$195 / Materials Fee \$65



Fine Silver Leaves from the Garden

Sherry Viktora • Sat, Aug 5 / 9am-4pm

Transform leaves into fine silver jewelry using silver metal clay. Sherry will demonstrate the process, from collecting appropriate organic material, preparing and/or storing that material, to completing a fine silver piece. Learn to make bails and embellish with fire-in-place stones, syringe, and extruder. Go home with one or more beautiful pieces of jewelry, and the knowledge to create more. Learn how to torch fire silver metal clay with a small butane torch so you can fire your work without a kiln. Class size 8. Registration deadline July 24.

23R217J / Tuition \$130 / Materials Fee \$45 (payable to instructor at class time)



Natural Stones Set in Silver Metal Clay

Sherry Viktora • Sun, Aug 6 / 9am-4pm

Create a fine silver bezel setting for a natural, non-firable stone cabochon which you will add to your textured silver metal clay pendant. Sherry will teach you how to use fine silver bezel wire and metal clay to create your bezel, how to account for shrinkage, how to fire your pendant, how to set your stone and polish and patina (optional) your pendant. Bring your own natural cabochon or purchase one from the instructor who will have a variety available. Class size 8. Registration deadline July 24.

23R218J / Tuition \$125 / Materials Fee \$65 (payable to instructor at class time)



Students enjoy 10% off Shake Rag Alley lodging!
See www.ShakeRagAlley.org



Blacksmithing a Garden Gate

Hal Aavang • Fri-Sun, Aug 11-13 / 9am-4pm

Join Hal and use a gas forge to create an attractive garden gate. This is an intermediate class requiring at least one of the beginning classes in either coal or gas forging. The project starts with a pre-welded rectangle you will use as your base for adding forged cattail leaves and stems, with optional dragonfly, bird, and fish shapes. Welding provided to attach the forged components. Basic and intermediate forging skills of drawing out, tapering, forming and shaping with hammer, chisel, and dies. Class size 4. Registration deadline July 31.

23R223B / Tuition \$350 / Materials Fee \$35 / Fuel & Supply Charge \$20



Unique Chains: Not Your Average Cable Chain

Sarah Mann • Fri-Sun, Aug 18-20 / 9am-4pm

You will focus on designing and creating a distinctive necklace or bracelet that is a dramatic departure from the average cable chain. We will be manipulating wire and sheet metal to fabricate inspired links and clasps that will have you considering connecting elements in a whole new way! Class size 9. Registration deadline Aug 7.

23R230J / Tuition \$360



Enamel Buffet

Leslie Perrino • Fri-Sat, Sept 8-9 / 9am-4pm

Enamel is glass fused to a metal base using a kiln. It's deeply colorful, shiny, and fun to make jewelry from this contemporary medium with an ancient past. Leslie will teach you how to apply the glass, fire it in the kiln, and show you several simple techniques that make a big impact on your enamels. Learn many techniques in this workshop, and go home with several small pieces or one larger piece. Class size 10. Registration deadline Aug 28.

23R251J / Tuition \$150 / Materials Fee \$30



Explore Gas Forge Blacksmithing

Hal Aavang • Sat-Sun, Sept 9-10 / 9am-4pm

Want to try blacksmithing with a small, portable gas forge? It's easy to set up and use with a propane tank, and is a good choice for those who might want to set up a workshop at home. Hal will explain how to work with a gas forge, and you will learn the basic blacksmithing skills of drawing, tapering, and twisting. Apply these skills to make a variety of hooks and leaves. Class size 6. Registration deadline Aug 28.

23R252B / Tuition \$230 / Materials Fee \$10 / Fuel & Supply Charge \$10



Blacksmithing 102

Bob Tuftee • Fri-Sun, Sept 29-Oct 1 / 9am-4pm Fri-Sat, 9am-1pm Sun

If you've taken a blacksmithing class or two, and want to add to your skills, Blacksmithing 102 will be a good fit. Begin with a review, and then build and refine skills. The main project will be a tabletop candleholder, and you'll be able to see your hard work and style come to life over the course of the weekend. Class size 6. Registration deadline Sept 18.

23R272B / Tuition \$260 / Materials Fee \$15 / Fuel & Supply Charge \$15



Intro to Torch Welding

Dick Anderson

Want to give welding a try? Learn the process of cutting and welding mild steel for working on steel sculptural assemblages. Dick will teach you the use of oxyacetylene for cutting and welding steel. You'll draw shapes on metal and cut them out, then weld pieces together into 3-dimensional small sculptures. Class size 4.

Tuition \$125 / Materials Fee \$10 / Fuel & Supply Charge \$5

Sat, Oct 7 / Sat, 9am-4pm / 23R280B / Registration deadline Sept 25.

Sun, Oct 8 / Sun, 9am-4pm / 23R281B / Registration deadline Sept 25.



Intro to Forge Welding

Bob Tuftee • Fri-Sun, Oct 20-22 / 9am-4pm Fri-Sat, 9am-1pm Sun

Learned basic blacksmithing and would like to add forge welding? It's the art and skill of joining steel with high heat and hammering. Bob will explain several types of forge welding methods (no Damascus), temperature, fluxes, and scarfs. Once you gain confidence, proceed to a variety of projects. Students must have basic blacksmithing skills and know how to attend the coal forge. Each student will have their own forge. Class size 6. Registration deadline Oct 9.

23R293B / Tuition \$260 / Materials Fee \$15 / Fuel & Supply Charge \$15



Unconventional: An Organic Approach to Prong Setting

Ace McCasland • Sat-Sun, Oct 21-22 / 9am-4pm

In this two-day workshop, we will explore my unconventional, and signature, approach to prong setting, using unusual techniques to grasp a stone (or two or three) for a dramatic necklace. Incorporate silver organic elements for texture and intrigue, experiment with simple hinges to add movement, and discuss the importance of making your own chain and findings, while learning those options. Walk away with at least one finished statement piece to flaunt for your friends. For the advanced beginner / intermediate metalsmith. Prior experience with a torch is highly recommended. Class size 10. Registration deadline Oct 9.

23R294J / Tuition \$400 / Materials Fee \$85



Coppersmithing 102

Vickie Schertz • Fri-Sun, Oct 27-29 / 9am-4pm

Coppersmithing 102 is a chasing and repousse class that will teach you to move and manipulate a flat sheet of copper into a three-dimensional piece of art. Chase an organic design on a flat piece of copper, and then raise in relief your design on the reverse side with pitch by hammer and chisel. This is an intermediate class requiring the fundamentals of hammer and chisel skills. Class size 9. Registration deadline Oct 16.

23R300C / Tuition \$290 / Materials Fee \$45



Reversible Fine Silver Hollow Bead

Sherry Viktora • Sat, Nov 4 / 9am-4:30pm

Make your own unique, fine-silver, reversible lentil or pebble bead pendant and wear it home. Sherry will show you not only the basics of working with silver metal clay, but also how to combine two parts to make a seamless bead using "dry construction." Add fire-in-place stones, add texture, or leave it plain like a small river stone. Although Sherry will fire pendants in a small kiln, she will demonstrate firing silver metal clay with a small butane torch to continue at home. Class size 8. Registration deadline Oct 23.

23R308J / Tuition \$125 / Materials Fee \$45 (payable to instructor at class time)



Fine Silver Rings in a Day

Sherry Viktora • Sun, Nov 5 / 9am-5pm

Create your own unique .999 pure silver ring using silver metal clay and wear it home. Learn the techniques to size, form, refine, embellish, and set a fire-in-place stone. Make your ring as plain or glitzy as you wish, with or without a stone. After it's fired and polished, you can leave it bright silver or add patina. You'll also learn to torch-fire silver metal clay. If you have clay left over, you can make earrings or charms. Class size 8. Registration deadline Oct 23.

23R309J / Tuition \$130 / Materials Fee \$45 (payable to instructor at class time)



Batiked Copper & Glass Enameled Necklace

Julie Lukosaitis • Sat, Nov 11 / 9am-4:30pm

This is a torch-fired glass enameling on copper class and it's full of creativity! You'll begin by cutting out your shape from copper sheet metal. Then, texturizing it with a hammer, you'll prepare the metal, enamel the copper using a torch, and last, using liquid enamels, draw a sgraffito design and torch again to bring out the batiked look. Class size 7. Registration deadline Oct 30.

23R315L / Tuition \$145 / Materials Fee \$40



Jewelry Boot Camp: A Jewelry Making Retreat

Fri-Sun, May 5-7, 2023 • Registration deadline April 24

Explore a new art form, or grow your skills with new techniques! Beginners and experienced students alike can choose from a variety of classes with a range of styles from funky to fine. Use this weekend to explore new materials, be inspired anew, and network with other jewelers. You'll leave with new ideas and something stunning. Come for the weekend and enjoy our gem of a town.

This year's Jewelry Boot Camp features 13 jewelry workshops taught by a diverse group of dynamic artists all in town at the same time. This lovely weekend of workshops is just in time for Mother's Day. Plan to treat the special women in your life with a handmade gift you create, or join us for the Saturday JBC Showcase—special creations by our instructors, students, and volunteers. It's a sparkling celebration of the Shake Rag Alley community!



Friday, May 5

9am-4pm	Power Pendant & Chain Making	Ali Kauss
9am-4pm	Fold-Forming Basics	Julie Raasch
1-4pm	Messy Memory Wire Bracelet	Denise Anton Wright
4:30-5:30pm	Social Hour	

Saturday, May 6

9am-noon	Broken China Pendants	Katie White
9am-3:30pm	Making Glass Beads	Julie Lukosaitis
9am-4pm	Fused Loop Earrings	Leslie Perrino
9am-4pm	Repurposed Charm Bracelet	Luann Smith
9am-4:30pm	Intro to Silver Metal Clay	Sherry Viktora
1-4pm	Broken China Pendants	Katie White
6-8pm	Social Hour & JBC Showcase	Lind Pavilion

Sunday, May 7

9am-2pm	Embossed Enameling	Leslie Perrino
9am-3:30pm	Making Glass Beads	Julie Lukosaitis
9am-4pm	Micro-Mosaic Pendants	Luann Smith
9am-5pm	Fine Silver Rings in a Day	Sherry Viktora



Power Pendant & Chain Making

Ali Kauss • Fri, May 5 / 9am-4pm

Create a necklace infused with the power found in setting an intention. Using techniques such as cutting, filing, making a bezel, soldering, and texturing, you will begin this intermediate project making a pendant with a crystal of your choice (multiple options available). Next, you will hand fabricate your fused chain. You will have a piece of jewelry that not only is beautiful, but you can wear as a reminder of your internal beauty. Class size 8.

23R125J-B / Tuition \$130 / Materials Fee \$65



Fold-Forming Basics

Julie Raasch • Fri, May 5 / 9am-4pm

Want to know what fold-forming is about? Fold-forming is a technique in which metal is heated repeatedly while folding, unfolding, forging, and forming. Working with copper you'll learn basic folds, plus how to use hammers to move metal. You'll be encouraged to create a pendant using your favorite folds while including a stone or other found object. You'll leave the workshop with a sculptural piece of wearable art. Class size 10.

23R125N-B / Tuition \$120 / Materials Fee \$35



Messy Memory Wire Bracelet

Denise Anton Wright • Fri, May 5 / 1-4pm

Is your desire for perfection hampering your jewelry-making? Well, it's time for you to get messy! Denise will guide you through the process of turning memory wire, sari silk ribbon, and freshwater pearls into this incredibly Messy Memory Wire Bracelet. Physical movements required in this workshop include stringing pearls onto wire as well as lots of wrapping. Denise will stress how to take the best care of your hands and wrists. Class size 8.

23R125C-B / Tuition \$55 / Materials Fee \$20



Broken China Pendants

Katie White

Turn broken china shards into beautiful pendants using stained-glass soldering techniques. The china is broken into the desired size before grinding the edges. We use a copper foil that is burnished before soldering. A jump ring is added to produce a functional pendant. Class size 6.

Tuition \$60 / Materials Fee \$20

Sat, May 6 / 9am-noon / 23R126C-am-B

Sat, May 6 / 1-4pm / 23R126C-pm-B



Making Glass Beads

Julie Lukosaitis

Julie will demonstrate how to make glass beads in the small flame of a torch. Learn heat control and techniques of different styles, basics of hot head torch set up and safety. Round beads will be made first. Next, you'll pull glass stringers from the glass rod for decorative details such as dots, scrolls, and swirls. Other techniques using additional glass inclusions and metals will be included as well as making copper head pins. Class size 7.

Tuition \$145 / Materials Fee \$35

9am-3:30pm / Sat, May 6 / 23R126L-B

9am-3:30pm / Sun, May 7 / 23R127L-B



Fused Loop Earrings

Leslie Perrino • Sat, May 6 / 9am-4pm

You will discover how to fuse fine silver wire using a small butane torch to make shining beautiful loops. In addition, you will create head pins for beads, and craft ear wires. Once you master earrings, try your hand at making pendants or bracelets. You will learn everything you need to make a dazzling variety of handmade jewelry to keep or give. Class size 10.

23R126J-B / Tuition \$110 / Materials Fee \$25



Repurposed Charm Bracelet

Luann Smith • Sat, May 6 / 9am-4pm

Learn how to make wearable art out of old but sentimental jewelry pieces, buttons, beads, and those tiny treasures that you cannot bear to part with. We will cover how to choose parts that work well together, prepare your repurposed "charms" (sanding, drilling, even painting parts to add color), design and balance, and assembly and basic connections. Class size 12.

23R126S-B / Tuition \$110 / Materials Fee \$25



Intro to Silver Metal Clay

Sherry Viktora • Sat, May 6 / 9am-4:30pm

Learn how to make beautiful fine silver jewelry from workable "clay-like" silver. Silver metal clay is a safe, non-toxic material made of tiny silver particles embedded in an organic base. Learn how to form, refine, fire, and finish jewelry pieces using the clay, paste, and a syringe. Make a pendant with a rollover bail and either a stone or dichroic glass cabochon, and gain the knowledge to continue creating jewelry at home with a small butane torch. Class size 8.

23R126N-B / Tuition \$125 / Materials Fee \$45 (payable to instructor at class time)



Embossed Enameling

Leslie Perrino • Sun, May 7 / 9am-2pm

Learn how to use embossing folders to create a deep pattern on thin metal to create lightweight, colorful, and dramatic pendants. Learn how to apply liquid and powdered glass enamel for contrast and color. Class size 10.

23R127J-B / Tuition \$100 / Materials Fee \$20



Micro-Mosaic Pendants

Luann Smith • Sun, May 7 / 9am-4pm

In this class you will learn the process of designing and creating a mosaic pendant using tiny ceramic tiles, stained glass pieces, found objects, and filati, which are colored glass rods that can be cut crosswise to make tiny circles or petals. You will have a choice of bezel to work within, then we will cover design principles, how to cut the glass, and also shape materials to fit your design. By the end of the class you will complete one small and one larger pendant. Class size 12.

23R127S-B / Tuition \$130 / Materials Fee \$20



Fine Silver Rings in a Day

Sherry Viktora • Sun, May 7 / 9am-5pm

Create your own unique .999 pure silver ring using precious silver metal clay and wear it home. Learn the techniques to size, form, refine, embellish, and set a fire-in-place stone into your ring. Make your ring as plain or glitzy as you wish, with or without a stone. After it's fired and polished, you can leave it bright silver or add patina. You'll also learn to torch-fire silver metal clay. Class size 8.

23R127N-B / Tuition \$130 / Materials Fee \$45 (payable to instructor at class time)

Announcing the Hot Shop at Shake Rag Alley!

With thanks to the ongoing support of Cheryl and Jim Smeja and Sandy Scott, and a \$10,000 Main Street Bounceback Grant, the once-vacant garage at Smejas' Studio is about to glow with a whole new art form and boundless creativity! With glass artist Nathan Gieseke at the helm of the furnace, the corner of Doty and Commerce streets will be the hottest place in town when the Hot Shop glass-blowing studio at Shake Rag Alley opens this year.

Nathan Gieseke lives in Mineral Point with his wife and three boys. A carpenter by profession and an artist at heart, Nathan has a passion for glassblowing and theater and takes advantage of doing both whenever possible.

Watch this spring for the first chances to stop in and tour the space and maybe try your skills at blowing glass orbs for a community project and public installation—Shake Rag Alley will be throwing a party and everyone is invited. During late summer and fall, we'll begin adding classes to our Metal & Heat curriculum in glass blowing. Working with glass is something anyone can learn, and the gorgeous colors—bent and twisted with the furnace heat—provide a unique opportunity for learning, and to meld art and craft with your own creativity.

Want to get involved? The Hot Shop needs your support. Contact Executive Director Sara Lomasz Flesch to find out how you can contribute to this unique program and Shake Rag Alley's mission of cultivating the creativity that thrives in our rural community.



Students enjoy 10% off Shake Rag Alley lodging!
See www.ShakeRagAlley.org

Mixed Media

Collage | Assemblage | Art Journals





Encaustic Collage + Assemblage

Sarah Rehmer • Thu-Sun, April 27-30 / 9am-4pm

We will begin with backgrounds and underpainting/marketing methods. Collage and assemblage materials and methods will be discussed with ample time for one-on-one discussion. We will discuss a variety of assemblage methods for 3-D elements. Each day will build on the demos and skills from the prior day. The final day of class will be open work-time with individual questions and troubleshooting. This class is best suited to individuals with some basic encaustic experience. Class size 10. Registration deadline April 17.

23R117 / Tuition \$500 / Materials Fee \$75




Collage Paper Party

Nicole Austin • Fri, June 2 / 9am-4pm

Let's get this collage paper party started! Go-to techniques to create bright, bold, luscious collage paper—PERFECT for art journals, mixed media collage, decoupage paper, and other projects. We'll start with mark making using oil pastels and stamping found items into acrylic paint. I'll show you tricks for using the right colors to create contrast and avoid muddy colors. We'll use spray inks and acrylic paint stencils, rubbing plates and stamps to create resists. But we're not done yet! We'll also use the gelli plate to create textures and patterns! I'll show you my favorite: the paint pen! We'll focus on process and learn a ton of techniques but we'll also have time to play with our collage paper in art journals! Class size 12. Registration deadline May 22.

23R153S / Tuition \$150 / Materials Fee \$20



Junk Journal Deconstruction

Nicole Austin • Sat-Sun, June 3-4 / 9am-4pm

Some call us monsters for ripping up and altering books—I think of us as creatives who can see potential in anything! Gather together with kindred spirits and rip and alter to our hearts' content! We'll take a vintage book and turn it into something extraordinary using paint, embellishments, and reconstructive techniques. You bring the book (BYOB!) and I'll supply the rest! Class size 12. Registration deadline May 22.

23R154S / Tuition \$275 / Materials Fee \$20



Toolin'

Gary Warren Niebuhr • Fri-Sun, June 9-11 / 9am-4:30pm and optional evening hours Fri-Sat

According to the Encarta Dictionary: Assemblage (is) a work of art made from a collection of different objects. Gary is offering a workshop where ALL THE TOOLS YOU COULD WANT TO SEE are provided. Gary will be teaching the basics of assemblage construction plus mixed media techniques so that you will be able to create a work of art from a tool that will become your core central object. Select found object tools from Gary's stash and learn how to build an assemblage. Attach objects together and decorate them into a unified work of art with the goal of creating an assemblage that tells a story. Three days, free crap, cool art, and lots of fun. Class size 18. Registration deadline May 29.

23R160 / Tuition \$400



Floating Collage Composition Big & Little

Laura Lein-Svencner • Thu-Sun, June 15-18 / 9am-4pm

Collage is about paper, glue, and surface. This workshop will have us loosening up and creating our own unique papers. Everything you hold in your hand is a tool and learning to use them on the surface of found papers to create a new palette is what we will do first. Explore mark making, stamping, stenciling, and so much more. The edges of the papers will be the most important aspect of our collage making. A small series will carry on into a collection of compositional studies. Because our surface for the collage will be wood, we have the opportunity to add nails, tacks, threads, and dangly bits. Class size 15. Registration deadline June 5.

23R166 / Tuition \$480 / Materials Fee \$15



Explorations of the Wandering Mind

Andrea Matus • Thu-Sun, June 22-25 / 9am-4pm

"Not all who wander are lost." Embodying this quote we will follow the threads of dreams, projections, and thoughts to create an inspired series of artworks. Guided by abstract concepts, forms and high-impact design patterns we'll transform our thoughts to their existence on our canvases. With a strong emphasis on form, composition and palette we'll discuss how to make multiple artworks that connect in a series. I'll walk you through the process of creating your own collagraph. We'll create geometric functional forms and I'll share the tools and methodology I use to simplify the process that results in mesmerizing collage constructs. You'll create rich layered backgrounds, mix colors, make transparent glazes and add the perfect accents. Class size 20. Registration deadline June 12.

23R173 / Tuition \$600 / Materials Fee \$45



Paper Printing Alchemy: Botanical and Rusting Methods

Sarah Rehmer • Fri-Sun, July 21-23 / 9am-4pm Fri-Sat, 9am-12pm Sun

This workshop is for the artist who loves the unexpected alchemy that can happen when a little time and some heat are applied to plants, flowers, and papers to make a unique eco-dyed print. We will explore various prep methods for printing, as well as modifiers to change the colors of our final prints. Rust printing will be explored and even combined with our botanical prints to create an additional level of colors, textures, and details. You will come away with a treasure trove of papers that can be used in collage, book making, or stand on their own as a beautiful finished botanical print. Ages 16 & up. Class size 12. Registration deadline July 10.

23R202 / Tuition \$300 / Materials Fee \$30



Living Mixed Media

Mary Beth Shaw • Fri-Sun, July 28-30 / 9am-4pm

Create a series of abstract mixed media paintings influenced by your life. Have you noticed we all gravitate to similar things over and over? During this class, we will dig deep and discover what lights us up. Using this information, we will move into abstract work that highlights those things we love. We start with loose self expression and work with a three-step process that allows success for all levels of artists. We will consider composition, value changes, shape, texture, and color as we work across several substrates. Be prepared for magic as our explorations propel us forward with intent. Bring your working art journal along, and smart phone with photos for inspiration. Class size 20. Registration deadline July 17.

23R209 / Tuition \$450 / Materials Fee \$25



Natural Selection: Lost & Found in the Forest

Geoffrey Gorman

Mon-Fri, Aug 14-18 / 9am-4pm

After journeying out into the natural world to find inspiration and materials, we will return to the studio to create sculptures based on our explorations. Have a sketch book, photographs or visual material to use as references. Bring just about anything you want to build your sculpture. What a great chance to use that old metal, wood, and lost and found stuff accumulated over the years! We will be on the hunt on our adventures. Using unusual techniques I developed to overcome construction challenges, you will complete a variety of pieces. Perfect for beginners seeking an introduction to creating curious objects as well as intermediate and advanced students wishing to break out of their comfort zone. Class size 12. Registration deadline July 31.

23R226 / Tuition \$750



Cryptozoology: Shrines of Legends & Lore

Michael deMeng • Thu-Sun, Sept 7-10 / 9am-4pm

Everyone has heard of the Loch Ness Monster, the Abominable Snowman, or Big Foot, but it's surprising how many types of mysterious beasts people believe to roam the planet. The technical term for such a critter, a "cryptid," is described as a creature said to exist but is ... yet ... unproven. In Wisconsin, there is the devilish Hodag, Mexico and the Southwestern states have the goat-stalking vampire, the Chupacabra, lurking below the waters in Western Canada is the Ogopogo lake serpent, and who could forget the red-eyed Mothman of West Virginia? By land, air, or sea, they seem to be everywhere ... yet they elude us. In this workshop, you will create a shrine to commemorate a cryptid of your choosing. Using found objects, clay and paint, you will become artistic cryptozoologists. Class size 20. Registration deadline Aug 28.

23R250 / Tuition \$600



New Dimensions in Collage

Gail Willert • Sat-Sun, Sept 23-24 / 9am-4pm

This is a fun class enriching the surface of your collages by exploring ways to add depth and texture to your work. Instead of being confined to the flat collage plane, we will be playing with many ways to enhance the surface space—from embossing and molding clay elements that will be attached, to exploring many techniques to shape, alter and texture paper and fabric. This will lead to a new way to dynamically activate your art work into 3-dimensional space. Class size 16. Registration deadline Sept 11.

23R266S / Tuition \$250 / Materials Fee \$25



Into the Garden Book

Helen Shafer Garcia • Wed-Thu, Sept 27-28 / 5pm-8pm Wed, 9am-4pm Thurs

Create an imaginary garden book filled with intuitive ink, acrylic, watercolor, and collage. Mark making and color washes will be the first step and we'll finish up the book cover with vellum and tissue over wood. A fast-paced experience where perfection goes out the window! Explore book construction using a long stitch and open spine technique. A brilliant array of sari ribbons for the binding, metal adornments, and a translucent page to develop with color pencils and ink. Play with collage techniques, building a beautiful garden of color and light. Class size 16. Registration deadline Sept 18.

23R270 / Tuition \$225 / Materials Fee \$20



Watermedia Fauna Monotypes

Helen Shafer Garcia • Fri, Sept 29 / 9am-4pm

Create with water-based paint monotypes, resists, water-soluble pencils, and transparent and opaque watercolors on paper building compositions based on fauna. Define the natural beauty of animals while learning the process with monotype printmaking to build up a foundation of textures and images. Create the space around the natural shapes with values and colors using indigenous patterns. Part of the beauty of this technique is revealing some of the underlining imagery in selected spots. Layers of paint will be glazed on top, adding luminosity and brilliant color. Explore collage with stamp imagery for further development. This experience will give you new exploratory directions to play with and enjoy. Class size 16. Registration deadline Sept 18.

23R272 / Tuition \$150 / Materials Fee \$15



Off-the-Wall Spontaneous Construction

Beth Hobby • Fri-Sun, Sept 29-Oct 1 / 9am-4pm

This workshop is for those without preconceived notions. Your piece(s) may tell thought-provoking stories: humorous, gothic, steampunk, enigmatic, serious. Recognize happy accidents while turning weathered, rusty, whimsical, and incongruous items into really cool pieces of art. Turn cast-off junk into secrets in a box. Make ordinary objects other-worldly, such as a useless but epic bicycle, reliquary, an invented game, or a classic study. Paint your assemblage, glue it, nail it, staple it, break it, tie it, or pound it. Tear it up, turn it inside out. Your piece(s) might be grungy, pristine, rusty, or shiny, monochrome or colorful. Receive as much or as little feedback and help as you want, with ongoing group sharing in the daily mix. Class size 10. Registration deadline Sept 18.

23R272S / Tuition \$375 / Materials Fee \$25



Poured Botanical Layers

Helen Shafer Garcia • Sat, Sept 30 / 9am-4pm

Watermedia pours provide harmonious glowing washes of color. Paint will literally be poured on wet paper surfaces allowing colors to move and blend. Incredible fusions of color will appear with hardly any effort at all. This builds up colorful backgrounds for transparent and opaque botanical layers with extended layers of mark making. We will explore, photograph, and forage plant shapes in the surrounding landscape to use as references. Experiment with different resists and textures to build up surfaces, paint translucent and opaque layers, and create extraordinary plant and flying insect shapes. Explore mark making with gesso, pencils, and pastels and other risk-taking strokes to break that "tight grip on the brush" approach. Class size 16. Registration deadline Sept 18.

23R273 / Tuition \$150 / Materials Fee \$15



Natural World Journaling with Pens and Watercolor

Helen Shafer Garcia • Sun, Oct 1 / 9am-4pm

Pens and watercolor are a very useful combo for journaling in the natural world. Work with water soluble pens and one waterproof pen to create textures, values, and transparent watercolor compositions. Learn how to paint watercolor layers and fused colors with intensity. Paint on location and document observations in the wilderness. We will return to the studio for continued painting development. The basics of contour drawing will give you the confidence you'll need to document the bountiful beauty around. Class size 16. Registration deadline Sept 18.

23R274 / Tuition \$150 / Materials Fee \$10



Creating Expressive Figures

Kate Church • Sun-Fri, Oct 1-6 / Welcome Dinner 6pm Sun; Class Time 9am-5pm Mon-Fri

This five-day workshop will be a series of sessions working with polymer clay, cloth and mixed media materials to develop an expressive figure. Polymer clay practice will focus on facial expressions, and developing and creating hands and feet. Some may choose to work on several figures but this is an individual choice. Various ideas for finishing will be demonstrated. This opens the possibilities as you discover a character and choose how to interpret your figure. Basic work can then be completed using a choice of costuming, needle felting, collage, painting, found object assemblage or ... all of the above. Class size 9. Registration deadline Sept 18.

23R274J / Tuition \$750 / Materials Fee \$30



Books Unbounded

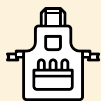
Lorraine Reynolds • Sat-Sun, Oct 7-8 / 9am-4pm

This workshop will have you gluing, cutting, painting, and tearing up old books to create 3-D art works. We will break all rules set by librarians and school teachers who told you books were to be kept on shelves. This course will expose you to specific techniques, such as making niches, creating pockets, aging and distressing and using transparencies. In this longer format you will have the space to freely develop your own personal narrative with found objects, transforming ordinary pages into something mythical and profound. This class is about recycling, reusing, repurposing and reinvigorating your muse. If you are into altered books, this workshop is not to be missed! Class size 18. Registration deadline Sept 25.

23R280 / Tuition \$290 / Materials Fee \$10



Students enjoy 10% off Shake Rag Alley lodging!
See www.ShakeRagAlley.org



Art Adventure: A Mixed Media Art Retreat

Thu-Sun, August 24-27, 2023

Registration deadline Aug 14

Treat yourself to a four-day artful getaway where you'll get to explore a variety of art forms, media, and aesthetics. Work with metal, fiber, collage, assemblage, oil and cold wax, painting, calligraphy, and mixed media. 15 workshops with nine talented instructors from across the country and across the street!

- Get inspired by fellow artists over coffee, at Friday's after-class social hour, and at the "swap table"
- Art Adventure Showcase night (open to the public) featuring work by instructors and students
- Engage with the charming creative community of Mineral Point: art galleries and eclectic shops, as well as delicious dining options to enjoy
- Connect with other art adventurers and experience the magic of Shake Rag Alley. All skill levels welcome!

Thursday, August 24

9am-4pm	Expressive Coptic Journal	Roann Mathias
9am-4pm	Transparent Collage	Jacqueline Sullivan
9am-4pm	Glass Charm Braceletpalooza	Lynne Suprock

Thursday-Friday, August 24 & 25

9am-4pm	Layered Faces	Leighanna Light
9am-4pm	Lettering, Stamping & Transfers on Unglazed Tiles	Julie Wildman

Friday, August 25

9am-4pm	The Artful Journal	Roann Mathias
9am-4pm	On the Horizon	Jacqueline Sullivan
9am-4pm	Beyond Collage	Gail Willert
4:30-5:30pm	Social Hour	Lind Pavilion

Saturday, August 26

9am-4pm	Little Altars, Everywhere	Lorraine Reynolds
9am-4pm	Your Hand, Your Spirit	Carole Spelic'
9am-4pm	Alphabets Inspired by Nature	Julie Wildman
4:30-7pm	Social Hour & Art Adventure Showcase	Lind Pavilion

Saturday-Sunday, August 26 & 27

9am-4pm	Abstract Painting With Oil & Cold Wax	Jacqueline Sullivan
9am-4pm	Whooo Gives a Hoot?	Deborah Petronio
9am-4pm	Re-Leafed, or the Ancient Art of Eeep Making	Leighanna Light

Sunday, August 27

9am-4pm	Upcycled Mixed-Media Collage Cards	Lorraine Reynolds
---------	------------------------------------	-------------------





Expressive Coptic Journal

Roann Mathias • Thu, Aug 24 / 9am-4pm

Journals are a wonderful place to document your experiences: a substrate to dabble on with paints and collage, a personalized recipe book, a special gift, or simply a site to jot down ideas for your next masterpiece. Starting from scratch, we will create a beautiful journal with blank pages that will lay flat when opened. Before binding the book, we will use decorative techniques on the pages. Class size 15.

23R236S-A / Tuition \$140



Transparent Collage

Jacqueline Sullivan • Thu, Aug 24 / 9am-4pm

In this class you will make your own collage papers with tissue and paints and textures. You will learn about color theory and building collages with acrylic mediums. The different types and uses for various acrylic mediums will be discussed. Adding imagery to your collages as well as the layout and design of a good collage will also be an integral part of the class. Class size 12.

23R236J-A / Tuition \$140 / Materials Fee \$15



Glass Charm Braceletpalooza

Lynne Suprock • Thu, Aug 24 / 9am-4pm

In this workshop, you will learn basic soldering techniques, and capture playful ephemera imagery, special papers, pieces of love notes, pressed flowers, tattered lace, or words between glass. Your special pieces will reflect your personal style. Learn how to solder jump rings to your glass charm, plus attach a few jump rings to, or drill holes through, some of your own trinkets or earring pieces, etc., to create a unique mixed media bracelet. Class size 16.

23R236N-A / Tuition \$140 / Materials Fee \$30



Layered Faces

Leighanna Light • Thu-Fri, Aug 24-25 / 9am-4pm

In this two-day workshop, we will create abstracts of the face using a variety of techniques to build thick, deep layers on canvas, using very few and inexpensive supplies. You will learn how to obtain a beautiful encaustic look without using messy hot wax and crock pots, and you will learn how to create depth, dimension, texture, and contrast. We will use paint, medium, scrap paper, deli paper, and ephemera to create amazing works of art! Class size 20.

23R236L-A / Tuition \$300



Lettering, Stamping & Transfers on Unglazed Tiles

Julie Wildman • Thu-Fri, Aug 24-25 / 9am-4pm

Join me for this fun class using different techniques to decorate nine tumbled marble unglazed tiles. These 4" x 4" tiles can be used as coasters, incorporated into kitchen backsplashes, or as standalone art pieces. Techniques will include writing directly onto the tiles; making stamps (or using existing ones) to apply designs; and using a simple transfer technique to apply photographs and other artwork. You will email photographs or images to Julie and she will print those and bring with her to class for transfers. We will also use colored pencils and acrylic markers to apply color. Class size 15.

23R236C-A / Tuition \$280 / Materials Fee \$25



The Artful Journal

Roann Mathias • Fri, Aug 25 / 9am-4pm

Transform a hard-bound sketchbook with decorative techniques. Paint and collage the cover, then fill the pages with more paint and collage. Techniques include collage, stamping, stenciling, mono-printing, and more. You will be surprised as you transform the blank pages into beautiful works of art! At the end of class you will have ideas and inspiration to finish the journal at home. Class size 15.

23R237S-A / Tuition \$140




On the Horizon

Jacqueline Sullivan • Fri, Aug 25 / 9am-4pm

Imposing order in a chaotic abstract work can often be difficult. In exploring the design of an abstract work, remembering the rule of thirds is helpful. Within that rule, several techniques can be used to define a horizon line, including asemic writing, a small grid, painterly lines and more. The horizon line creates depth with color and tonality. With the addition of a shape or a line we can move our horizon line into a classic cruciform. Students will receive a lot of individual attention and the painting that they leave with will be truly their own expression. Class size 12.

23R237J-A / Tuition \$140 / Materials Fee \$15



Beyond Collage

Gail Willert • Fri, Aug 25 / 9am-4pm

If you love to collage or are even entirely new to it, this welcoming class will enhance your creativity by allowing you to add depth and texture to your colorful designs. Working within cradled panels, we will collage and paint the background, adding embossed ceramic elements to our compositions to create our own unique works. The ceramic tiles, of varied sizes and shapes, have already been fired, allowing you to stain, paint, or antique them as you like to enhance the depth of your creation. Class size 16.

23R237N-A / Tuition \$125 / Materials Fee \$25



Little Altars, Everywhere

Lorraine Reynolds • Sat, Aug 26 / 9am-4pm

Memory and personal mythology can transform mundane objects into powerful talismans. When we arrange them with focused intention that energy can be magnified. Our personal associations with the divine or the sacred fuses together with artmaking to create work that can be deeply personal and transformative. Lorraine will lead you through the process of creating a shrine assemblage—a personal altar that celebrates the sacredness of everyday things. The class will explore archetypal themes of fairy tales and myths—of gods and goddesses—as well as how objects convey meaning. By working in a sculptural format that speaks to the idea of altars, you will be encouraged to weave together your stories with meaning. Class size 15.

23R238S-A / Tuition \$145 / Materials Fee \$5



Your Hand, Your Spirit

Carole Spelic' • Sat, Aug 26 / 9am-4pm

We're visual artists. We rely on our hands to express our ideas. Join me in making an artwork that celebrates your hand—and your essential self. Using fabrics, yarns, beads, and decorative stitching, we'll make a piece incorporating an accurate silhouette of your dominant hand, and a symbol that stands for your core interests. A friendly no-sew technique will establish your base composition, and then it's all fun with embellishment! You'll leave this workshop with a modest-sized panel that can hang softly on the wall, be stretched onto a frame, decorate a funky garment, or be incorporated into a larger piece. No previous sewing experience needed—we'll feature basic stitches, and in irregularity find the unique beauty of YOUR handwork. Class size 8.

23R238I-A / Tuition \$140 / Materials Fee \$15



Alphabets Inspired by Nature

Julie Wildman • Sat, Aug 26 / 9am-4pm

We will begin by looking at example alphabets by other type designers, and then take to the outdoors to find inspiration. Once our exploring is done, we will analyze our objects with relation to what parts make up a letter. For example: Are there thicks and thins in your object? What does the vertical and/or horizontal look like? If your item is angular, how will that rule apply to a letterform like 'O'? Make design decisions through a series of lettering exercises using the "parts" of objects to create a finished alphabet. Work at your own pace, and take home an 8x10 artwork. Class size 15.

23R238P-A / Tuition \$140 / Materials Fee \$10



Re-Leafed, or the Ancient Art of Eeep Making

Leighanna Light • Sat-Sun, Aug 26-27 / 9am-4pm

I call my tin assemblages "Eeeps" and have been making them for 15 years. Each year they change and this year is no exception! We will begin by altering a metal tin for the body of our figurative sculptures. I will teach you basic cold-connection methods and a variety of techniques for altering metal ... including leaf printing on metal! I will demonstrate a quick and easy way to make molds and have a variety of molds available to make fabulous faces for your sculptures. We will then create a small book ... or whatever else you can imagine inside the belly of your Eeep! You will leave with at least one figurative sculpture, two if you work fast. Eeeps approximately 12" x 6" after adding found objects. Class size 20.

23R238L-A / Tuition \$300 / Materials Fee \$35 (payable to instructor at class time)



Whooo Gives a Hoot?

Deborah Petronio • Sat-Sun, Aug 26-27 / 9am-4pm

Make an assemblage owl using collage, assemblage, and sculpture. Use found objects and supplied materials to create a wise old owl that opens to reveal a unique assemblage. Learn techniques and bring home a wise old art piece to hang on your wall. Class size 12.

23R238C-A / Tuition \$145 / Materials Fee \$20



Abstracts with Oil & Cold Wax

Jacqueline Sullivan • Sat-Sun, Aug 26-27 / 9am-4pm

Wax has a long and esteemed history in art and writing. Today, wax has evolved into a translucent medium that is mixed with oil paints. Cold wax can be worked into a textural surface for carving marks, or to encapsulate and suspend collage elements. In this class, wax and paint will be brushed, smeared, and spread into a pleasing composition of layered, translucent color. Once the layers are built, you can work back into them, making marks and patterns. When layering paint, understanding color theory is very important, particularly with translucent paint. Class size 12.

23R238J-A / Tuition \$280 / Materials Fee \$30



Upcycled Mixed-Media Collage Cards

Lorraine Reynolds • Sun, Aug 27 / 9am-4pm

Create one-of-a-kind, hand-stitched cards that mix "old-timey" photos with whimsical verse. We will start by creating our own collage background papers using old paper, inks, paint, and mark making. Then we will learn how to assemble the mini-little portraits that are mounted onto 4" x 5" note cards. Use them to send an extra special message to someone you love or as a portable work of art. Basic sewing machine knowledge is helpful but not required. Class size 12.

23R239S-A / Tuition \$140 / Materials Fee \$15




Students enjoy 10% off Shake Rag Alley lodging!
See www.ShakeRagAlley.org

Painting & 2D

Oil & Cold Wax | Drawing | Printmaking





Oil & Cold Wax Retreat

Thu-Sun, June 1-4 / 9am-4pm

Registration deadline May 22

Join other oil & cold wax artists for four days of inspiration and creativity in our beautiful Lind Pavilion. This instructor-less retreat provides space and time for you to work alongside other artists, sharing your passions, tips and tricks, and the camaraderie that comes with a shared love of this unique medium.

Bring your own materials and whatever projects you wish to work on. This retreat works best for artists already familiar with oil and cold wax, seeking the freedom to work independently.

Shake Rag Alley is pleased to host this annual non-instructional retreat. With Mineral Point's Gallery Night corresponding with the retreat, gallery field trip opportunities abound! Previous attendees have found the retreat an exciting way to share your approach, knowledge, and aesthetic—and to learn from others. Bring your own materials and tools. There is plenty of space in the Lind Pavilion, so plan to work on a number of paintings during this time. Participation in group meals is optional. Previous experience with this medium is recommended. Class size 10.

23R152 / Tuition \$280




Drawing for Beginners

Richard Moninski • Sun, Mar 5 / 9am-4pm

Have you always wanted to learn to draw, but were intimidated by the prospect? Explore the fundamental building blocks of "successful drawing" in a high-fun, low-fear environment. We'll sample three or more media and several techniques. Find out how drawing will make you see the world with new eyes and change your life! All materials provided by the instructor—just show up and draw! Class size 6. Registration deadline Feb 20.

23R064GL / Tuition \$130 / Materials Fee \$10



Natural Geometry Collage

Aris Georges • Sat, April 15 / 9am-4pm

Learn the art of geometric composition by making a collage with geometric patterns inspired by flowers and plants. This exercise is based on the method of Nature Patterns originating with Frank Lloyd Wright and many apprentices at Taliesin. Instructor Aris Georges will present the background of the exercise, with examples and a step-by-step process. Students can transfer skills to any applications that require organizing visual space (graphic design, logos, illustration, quilt-making). Class size 13. Registration deadline April 3.

23R105S / Tuition \$100 / Materials Fee \$5



Drawing with Your Tablet

Richard Moninski • Sun, May 7 / 9am-4pm

Find out why nothing beats the versatility and portability of the tablet as a drawing tool. In this day-long class, we'll be using the ArtRage app to draw both from observation and imagination. You don't have to be tech-savvy to learn this fun, easy application and watch your drawing frontiers expand! Students should bring their own tablet with ArtRage already loaded. Class size 6. Registration deadline April 24.

23R127GL / Tuition \$150



Storytelling Through Illustration

Laura Williams • Fri-Sun, June 23-25 / 9am-4pm Fri-Sat, 9am-noon Sun

Draw: the best advice you've ever received. Mannerisms of our pet or someone we love. We'll layer line and color to develop our styles of representing images and characters via pen, colored pencil, watercolor, and even crayon. Complete drawing and writing exercises designed to inspire and play. Spend the weekend creating stories and discussing the work of contemporary illustrators and their practices. This class is designed for all sorts of doodlers, from novice to advanced. Ages 16 & Up. Class size 15. Registration deadline June 12.

23R174C / Tuition \$185 / Materials Fee \$15



Moku Hanga: An Intro to Japanese Woodblock Printing

Alfred Stark • Fri-Sun, July 7-9 / 9am-4pm

Moku Hanga, meaning "wood print," is a simple, centuries-old Japanese technique employing water-based ink, basic carving and rubbing tools, beautiful Japanese paper, and fine-grained wood. Moku Hanga utilizes only a few simple tools, a small work space, and is entirely water-based. Alfred will teach you to hand-carve and print your unique drawing from fine-grained Shina Plywood onto beautiful Japanese paper, a skill you can continue to use to make prints for many years. No experience necessary. Bring photos or drawings you can use in creating your print. Class size 8. Registration deadline June 26.

23R188 / Tuition \$360 / Materials Fee \$25



Watercolor From the Beginning

Dawn Flores • Mon, July 31 / 10am-4pm

Learn everything you need to build a strong foundation for watercolor. Receive detailed information on paper, paint, and brushes explained clearly and demonstrated with helpful visual aids. Practice mixing colors, learn how to do basic washes, and find out about special techniques. Class size 16. Registration deadline July 17.

23R212L / Tuition \$110



Color Theory Through Watercolor

Dawn Flores • Tue, Aug 1 / 10am-4pm

Understanding color is essential to creating work that captivates the eye and evokes moods or emotions. Through a series of fun exercises you will learn to understand tints, shades, and tone, the color wheel, complementary colors, warm and cool colors, and color schemes. Whether you are just starting out or have some experience with watercolor, this class will help you masterfully mix color, no matter what your medium or level of experience. Class size 16. Registration deadline July 17.

23R213L / Tuition \$110



Building Form in Watercolor

Dawn Flores • Wed, Aug 2 / 10am-4pm

Understanding how to build form is essential for composing good paintings. When working in watercolor there are particular challenges to choosing techniques and colors that will make objects look 3-dimensional. This workshop will address color matching, mixing neutrals, layering color with glazes, and mixing on the paper. You will work from still lifes provided by the instructor and are free to bring objects you would like to paint from home. Class size 16. Registration deadline July 17.

23R214L / Tuition \$110



Watercolor Landscapes

Dawn Flores • Thu, Aug 3 / 10am-4pm

Translate the beauty of nature into watercolor paintings by learning to paint skies, trees, water, mountains, and rocks. This intermediate class will help you learn how to develop a strategy for building depth in your work and how to focus the center of interest using color and value. Lessons on technique for building texture, and how to use masking to preserve the white of the page, will be covered. Class size 16. Registration deadline July 17.

23R215L / Tuition \$110



Color with Sargent

Dawn Flores • Fri, Aug 4 / 10am-4pm

John Singer Sargent was a master of color. His blacks textured, his whites complex and his side-by-side use of warm and cool colors gave his work vibrancy. In this workshop you will study Sargent's work through lecture and slide presentations, and then paint from his work to create your own compelling pieces inspired by Sargent's use of color. Class size 16. Registration deadline July 17.

23R216L / Tuition \$110



Explore Layers + Shape + Line in Oil & Cold Wax Paintings

Mark Witzling • Thu-Sat, Aug 10-12 / 9am-4pm

Advance your skills in oil and cold wax painting. We'll explore techniques for building layers that add visual interest and complexity. Using the concepts of line and shape we will discover approaches to create variation. Using a wide variety of mark-making tools we'll find ways to bring abstract paintings to life. Combining all of these techniques in a hands-on intuitive process of adding and subtracting we will discover powerful compositions. A combination of instructor demos with individual attention and group discussions, this workshop is for those seeking to deepen their experience and knowledge of painting with oil and cold wax. Class size 15. Registration deadline July 31.

23R222 / Tuition \$420



Mixed Media Multiples in Oil & Cold Wax

Sara Post • Tue-Thu, Aug 29-31 / 9am-4pm

Abstract multiples are a great way to experiment while you work in a design-related series. We'll use same-sized square cradled wood panels to create a piece from multiple parts. Choose your preferred size: 12" to 18" for three to six multiples, 8" to 10" for groupings of eight or nine. To a base of painted or marked papers we'll add layers of oil paint mixed with cold wax. Top layers may include drawing into the surface. Built around your choice of theme, each grouping will be both varied and interconnected—an excellent way to think about working in a series and create a path to establish, integrate and maintain a personal style. Class size 12. Registration deadline Aug 15.

23R241L / Tuition \$375 / Materials Fee for optional materials (payable to instructor at class time)



Oil Pastels

Jane Wilcoxson • Fri-Sat, Sept 22-23 / 9am-4pm

Oil pastels have a soft and buttery feel. The color effects and textures are stunningly beautiful. Learn to prepare the substrate and under painting, blend pastels to create 3-dimensional effects, and layering. Use tools to scrape away or subtract oil pastel to reveal layers for color and textural interest, and add with various tools to build up the painting's surface and color quality. Understand the use of line and mark making for visual interest, color theory concepts as they relate to layering, and composition. Some art experience required, either at school or as a hobby. Class size 12. Registration deadline Sept 11.

23R265 / Tuition \$260 / Materials Fee \$80



The Black-and-White Woodcut

Alfred Stark • Fri-Sun, Oct 6-8 / 9am-4pm

Learn the principles of design that make a black-and-white image successful. Design, carve, and print your own composition using a mix of European and Japanese techniques. Working in black-and-white expands the artist's visual vocabulary by reducing subject matter to its essential nature. Through this distillation, the artist discovers new ways of describing form and movement. Class size 8. Registration deadline Sept 25.

23R279 / Tuition \$360 / Materials Fee \$25



Oil Pastels & Beyond

Jane Wilcoxson • Fri-Sat, Nov 3-4 / 9am-4pm

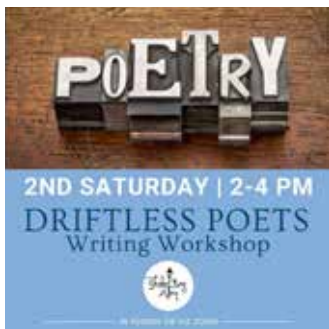
Enhance your skill level and increase your repertoire of techniques by working through exercises that will uncover your deficits in the handling of this medium. As a class we will examine what a working artist's process looks like so we are able to recognize and develop our own process, finding working efficiencies and our creative flow. Learn how a sketch book can be used to feed our imaginations and vision, and techniques to transfer ideas from the sketch book into compositions, develop ideas into a series of works, develop compositions, and color considerations to create visual harmony. Explore our sensitive selves and how this feeds our imaginations and drives our creative process. Class size 12. Registration deadline Oct 23.

23R307 / Tuition \$260 / Materials Fee \$80

Voice & Page

Creative Writing | Reading Series | Book Arts



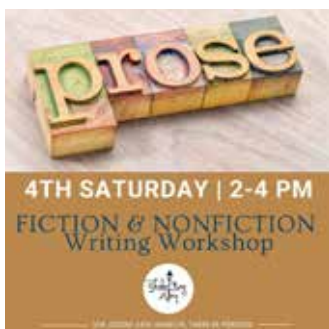


Driftless Poets Writing Workshop

2nd Saturday, Jan-Dec / 2-4pm on campus and via Zoom

Seeking feedback on your poetry from a supportive group? The Driftless Poets are saving a seat for you to join Shake Rag Alley's monthly workshop, which since 2019 has been meeting in person and via Zoom the second Saturday of the month. Registration required to receive the Zoom link. New members—at any stage of their writing journey—are always welcome, but only those who have submitted work prior to the workshop will receive feedback and critique.

23R0140 / Free; donations welcome.




Monthly Prose Writers Group

4th Saturday, Jan-Dec / 2-4pm

Writers need readers: ideally from tentative first draft to hopeful last. Looking for a second pair of eyes? Why not six or ten? If you are interested in deepening your writing craft in prose—fiction and nonfiction, short story, novel, narrative journalism, memoir, essay, and more—this is the place to meet monthly for feedback and support. At least two writers will have submissions of up to 20 pages workshopped each month. Fellow writers will provide written feedback and discuss the work. January-March via Zoom. Beginning in April the group will meet in person.

23R0280 / Free; donations welcome.



Pathways to Publication

Jacquelyn Thomas • Sat, April 1 / 4pm

Literary magazines. Contests. Anthologies. All are eager to receive and consider your work. Learn how to submit poetry, fiction, creative nonfiction, memoir, graphic narrative, hybrid/experimental, and excerpts of longer works for publication. Make this the year you break into print and share your work! We'll explore markets and opportunities, examine dozens of print magazines and journals, and walk through the submission process, including bios and cover letters. Ages 16 & up. Class size 20. Registration deadline Mar 20.

23R091E / Tuition \$30



Dynamic Storytelling: Find, Shape, & Tell Your Stories

Jen Rubin • Sat, April 22 / 9am-4pm

Bring existing stories to craft or find new stories from your life. We will discuss the five main elements of a story and how to discover them. By learning dynamic storytelling elements, gain the tools to pull short stories out of everyday life. Learn how to turn an anecdote into a story that illuminates a central truth about your life. We will also teach techniques to communicate your story in an engaging manner. A mixture of mini-lecture, 1:1 dialogue, small group work, and story presentations. Class size 15. Registration deadline April 10.

23R112P / Tuition \$125



Sew & Fold: Making a Writer's Journal

Christina Kubasta • Thu, May 18 / 1-4pm

Utilizing writing prompts, favorite quotes, and whatever else inspires you, we will sew our own handmade journals to take with us on our writing journeys. Each book will be utterly unique as you sew your own pages, choose your end papers, and create your own cover design in a stunning binding. There will be options to add in photographs and other favorite things, as well as envelopes to store keepsakes and notes. Consider coming for this workshop and staying for our seventh annual Mining the Story Writing Retreat! Class size 12. Registration deadline May 8.

23R138S / Tuition \$55 / Materials Fee \$25



Building Scene

Susanna Daniel • Sat-Sun, July 22-23 / 9am-noon

Whether you write fiction or creative nonfiction, the scene is your tool for bringing the reader deeply into a character's experience and making a narrative vivid. Unlike exposition or summary, scenes are rendered moment by moment, and are most useful for dramatizing a pivotal turn or thread. On Saturday morning, we'll look at the elements of building a vivid scene and also write scenes that draw from what we've uncovered. Saturday afternoon is set aside for individual writing and working with exercises. The group will gather again Sunday morning for discussion and workshop. Come prepared to read examples, write new material, and share. Class size 10. Registration deadline July 10.

23R203S / Tuition \$200



The Second Half of Life: A Creative Retreat for a Time of Deep Change

Joanne Nelson • Fri-Sun, Sept 15-17 / 9am-4pm Fri-Sat, 9am-noon Sun

The second half of life is not defined by a particular age, it begins in a moment brought about by life-changing circumstances—when we consider who we are apart from occupations, daily duties, and our past. Through writing, discussion, creative play, and mindfulness exercises we'll create our unique paths to the second half of life. Join us for this exploration during which we'll gently uncover the transformative possibilities of deep change. Time to share written or other creative work is available, but never required! Class size 15. Registration deadline Sept 4.

23R258S / Tuition \$250



Intertextual & Visual Poetry Workshop

Angela Voras-Hills • Fri, Oct 6 / 1-4pm

Many of us turn to poetry to explore the complications of life, language, and emotion. But what happens when we can't find the right words to capture the complex energy of a mood or moment? We'll consider how incorporating visual art and other texts can add texture and tactility to our work. Through erasure, palimpsest, and visual poetry, we'll map out the potential of the page and discover how dynamic our ideas become in conversation with others. In addition to guided writing prompts, we'll read and discuss intertextual and visual/hybrid poems for inspiration. Ideal for poets at all stages and particularly useful for discovering new ways into a subject or teasing out new lines of thought. Class size 12. Registration deadline Sept 25.

23R279C / Tuition \$55



Crafting Your Chapbook: Putting the Pieces Together

Christina Kubasta and Ronnie Hess • Sat, Oct 28 / 1-4pm

Poets Ronnie Hess and Christina Kubasta will talk about chapbooks, share samples, and help you think about how to take your poems and put them together into a collection, readying for publication. As chapbook authors themselves, as well as editors and readers, Ronnie and Christina can share tips for crafting a collection and helping your poems speak to each other and to the reader. Workshop co-sponsored by the Wisconsin Fellowship of Poets, and includes practical information about submitting, getting a manuscript published, and sharing your work. Class size 15. Registration deadline Oct 16.

23R301D / Free / Materials Fee \$15



Students enjoy 10% off Shake Rag Alley lodging!
See www.ShakeRagAlley.org

Winter Writers Reading Series

Enjoy Wednesday winter evenings with Shake Rag Alley Center for the Arts as Wisconsin's award-winning writers-in-residence share their work and creative inspiration. We are especially pleased to be able to offer hybrid events both in-person at the Lind Pavilion with live-streaming via Zoom. Recordings will be archived at our YouTube channel. We're grateful for the generous support from the Wisconsin Writers Association that enables us to make these events more accessible for our writers and the literary community. Events start at 7pm and are free, although donations are welcome in support of the series.

Since 2011, Shake Rag Alley has partnered with Wisconsin's leading writing associations to offer week-long residencies to their annual writing contest winners. This winter, contest-winning writers and poets recognized by the Council for Wisconsin Writers, Wisconsin Academy of Sciences, Arts & Letters, Wisconsin People & Ideas magazine, the Wisconsin Poet Laureate Commission, and Wisconsin Writers Association will be provided with uninterrupted time in Shake Rag Alley's inspiring lodging facilities surrounded by the nurturing environment of historic Mineral Point's creative community.

January 11: ANTHONY BUKOSKI

Council for Wisconsin Writers Fiction Book Award
via Zoom only

January 18: LAWRENCE TABAK

Council for Wisconsin Writers Nonfiction Book Award
In-person & via Zoom

January 25: JENNA RINDO

Council for Wisconsin Writers Poetry Award
In-person & via Zoom

February 1: ADRIANNA MCCOLLUM

Wisconsin Writers Association Jade Ring Nonfiction Award
In-person & via Zoom

February 8: NANCY JESSE

Wisconsin Writers Association Jade Ring Fiction Award
via Zoom only

February 15: TOM PAMPERIN

Wisconsin People & Ideas Fiction Award
In-person & via Zoom

February 22: DeWITT CLINTON

Council for Wisconsin Writers Poetry Book Award
via Zoom only

March 1: JENNIFER MORALES

Council for Wisconsin Writers Short Fiction Award
In-person & via Zoom

Week of March 8: YVETTE VIETS FLATEN

Wisconsin Writers Association Jade Ring Poetry Award
School presentation at Mineral Point Area School District

March 15: CRAIG REINBOLD

Council for Wisconsin Writers Short Nonfiction Award
In-person & via Zoom

March 22: NICK GULIG

Wisconsin People & Ideas Poetry Award
via Zoom only

Week of March 29: ROCHELLE MELANDER

Council for Wisconsin Writers Children's Literature Award
School presentation at Mineral Point Area School District

For more information and to register, see
ShakeRagAlley.org/writers-reading-series

Our Partners:



Alley Stage Reading Series

In its third year, the Alley Stage Reading Series brings together playwrights and their works in development with a cast and an audience. This year's series is open to playwrights from the Driftless Area of Illinois, Iowa, Minnesota, and Wisconsin. Full submission guidelines available at Shakeragalley.org/alley-stage/

Join us for our kick off May 26, with series Artistic Director Marcia Jablonski's play-in-progress *About the Kids* as part of the World Premiere Wisconsin festival (<https://worldpremierewisconsin.com>). Mark your calendars for additional plays throughout the summer on June 24, July 29, and September 16.

Selected playwrights receive a stipend and a free one-night stay for their reading. Readings are scheduled to begin at 4pm and will be followed by a talkback session with the audience and reception. Please join us to support theater in rural spaces and creativity in the Driftless Area.





Mining the Story: 7th Annual Writing Retreat

Fri-Sun, May 19-21, 2023

Registration deadline May 8

Join us for the seventh annual Writing Retreat at Shake Rag Alley, open to writers of all levels.

Explore storytelling, narrative, flash forms, and working across genres with retreat faculty Patricia Ann McNair (Explorations in Flash Forms; Retreat Artistic Director), Christine Maul Rice (Writing Fiction), and Sheree L. Greer (Memoir & Personal Narrative). These in-depth workshops will challenge you across the three days and are led by award-winning published authors and active, experienced teachers of writing.

Interwoven around these main workshops are optional and inspiring creative activities that will make for a retreat jam-packed with opportunities to learn, share, network, and write. Postcard Poetics with guest faculty Matthew Guenette takes you on an adventure in alternative logic. The Gallery Walk introduces you to the creative community of Mineral Point. The Saturday night reading & Open Mic provides an opportunity to share your work.

Manuscript consultations with the retreat leaders are available on a first-come, first-served basis and at a very affordable price.

We are pleased to work in partnership with Hypertext Magazine & Studio, a social justice writing nonprofit organization.

Retreat price \$325

includes main workshop selection, optional workshop and activities, and lunches. Class size limited to 9.

Retreat Schedule

Friday, May 19

10-10:30am: Welcome & Faculty Introductions

10:45-Noon: Craft Talk: Narrative Nudges with Sheree L. Greer, Christine Maul Rice, and Patricia Ann McNair: Retreat faculty share their favorite writing prompts.

Noon: Lunch

1:30-4:30pm: Workshop Groups

Sheree L. Greer, Memoir and Personal Narrative

Patricia Ann McNair, Flash Forms (a cross-genre workshop)

Christine Maul Rice, Writing Fiction

4:35-5pm: Manuscript Consultation Session I

Registration required (\$40)

5-6:30pm: Meet & Greet | Cafe 43, 43 High St.

Free evening to explore Mineral Point and/or write.

Saturday, May 20

9-10am: Morning Pages with Patricia Ann McNair

9:30-9:55am: Manuscript Consultation Session II

Registration required (\$40)

10:15-11:15am: Pop-up Workshop:

Postcard Poetics with Matthew Guenette | open to the public (\$15)

11:30am-12:30pm: Lunch & Participant Open Mic

12:45-3:45pm: Day Two Workshops

4-6pm: Mineral Point Gallery Crawl (optional)

7:30pm: Faculty Reading + Open Mic (optional)

Republic of Letters | open to the public (free)

Sunday, May 21

9-10am: Morning Pages with Patricia Ann McNair

10:15-10:40: Manuscript Consultation Session III

Registration required (\$40)

11 am-Noon: Lunch & Participant Open Mic

12:15-3:15pm: Final Workshops

3:30-3:45pm: Closing Remarks & Toast

Explorations in Flash Forms—

Patricia Ann McNair, Retreat Artistic Director



Flash fiction, mini-memoir, prose poems, short-shorts, palm-of-the-hand stories: These are a few of the wide variety of brief prose forms we will read, study, and attempt in this generative, multi-genre course. We will dig into the creative possibilities of these structures by exploring the narrative potential of our observations, memories, and imaginations. The emphasis will be on making new work, but this workshop can also help you better realize work-in-progress. Come with an open mind and a willingness to play on the page.

23R139-W01 / Tuition \$325

Patricia Ann McNair's short story collection, *Responsible Adults*, was named a Distinguished Favorite by the Independent Press Awards. *The Temple of Air* (stories) was named Chicago Writers Association's Book of the Year, Southern Illinois University's Devil's Kitchen Readers Award, and Society of Midland Authors Finalist Award. Her collection of essays, *And These Are the Good Times*, was a Montaigne Medal Finalist for Most Thought-Provoking Book of the Year. She was named to Chicago's NewCity Lit 50 list, and A Writer to Watch by Chicago's Guild Literary Complex. She is on the editorial board of Solstice Lit Magazine, the advisory board of the Chicago Literary Hall of Fame, and the curatorial board of the Ragdale Foundation. Now associate professor emerita in creative writing, McNair taught at Columbia College Chicago for more than three decades and was nominated for the U.S. Carnegie Professor of the Year. She lives in Tucson with her husband, visual artist Philip Hartigan. www.patriciaannmcnair.com

Writing Fiction—Christine Maul Rice



Well-crafted short stories and novel chapters have a lot in common: They employ many of the same elements of writing—solid narrative arc, strong voice, the right point of view, among various other elements. Editors are on the hunt for beautifully crafted work, so whether you want to start a new short story/novel chapter or work on existing material, this workshop is for you. We will focus on elements of scene including point of view, character development, dialogue, sense of place, and story movement. You will learn how to incorporate basic storytelling principles, forms, and techniques into your writing. This class will be useful for writers at any level of experience. We will read from models and write each day.

23R139-W02 / Tuition \$325

Christine Maul Rice's novel-in-stories *Swarm Theory* (University of Hell Press) was awarded an Independent Publisher Book Award, a National Indie Excellence Award, a Chicago Writers Association Book of the Year award, and was included in PANK's Best Books of 2016 and Powell's Books *Midyear Roundup: The Best Books of 2016 So Far*. In 2019, Christine was included in New City's Lit 50: Who Really Books in Chicago 2019 and named One of 30 Writers to Watch by Chicago's Guild Complex. Most recently, Christine's short stories and essays have been published in the anthologies 2020 The Year of the Asterisk (University of Hell Press), MAKE Literary Magazine, BELT's Rust Belt Anthology, The Literary Review, and online at The Rumpus, McSweeney's Internet Tendency, The Big Smoke, The Millions, Chicago Tribune, Detroit's Metro Times, among other publications. Christine is the founder and editor of Hypertext Magazine. hypertextmag.com, christinemaulrice.com, Twitter: @ChrisMaulRice

Memoir & Personal Narrative—Sheree L. Greer



Our lives are filled with exciting moments and ordinary ones, good times and trying times, bits and pieces that make us who we are now. During this intensive three-day workshop, we will mine our memories and experiences in order to render our memoirs and short personal essays. Our own stories will be our foundation, and we will learn elements of the craft of writing and effective ways of capturing these moments on the page. We will read from published models and essays, we will write each day. We will leave with work-in-progress and creative paths to pursue after the workshop. Whether your goal is publication or preservation, this workshop is for you. Open to all levels of skill and experience.

23R139-W03 / Tuition \$325



A Milwaukee, Wisconsin, native, **Sheree L. Greer** is a text-based artist and educator living in Tampa, Florida. In 2014, she founded The Kitchen Table Literary Arts Center to showcase and support the work of Black women and women of color writers and is the author of two novels, *Let the Lover Be* and *A Return to Arms*. Her work has been published in *First Bloom Anthology*, *LezTalk Anthology*, *VerySmartBrothas*, *Autostraddle*, *The Windy City Times*, *Bleed Literary Journal*, and the *Windy City Queer Anthology: Dispatches from the Third Coast*. Sheree has received a Union League of Chicago Civic Arts Foundation award, earned her MFA at Columbia College Chicago, and is a VONA/VOICES alum, Astraea Lesbian Foundation for Justice grantee, Yaddo fellow, and Ragdale Artist House Rubin Fellow. Her essay, "Bars," published in *Fourth Genre Magazine*, was nominated for a Pushcart Prize and notably named in *Best American Essays 2019*, and her latest essay, "None of This Is Bullshit," was published at *The Rumpus* and featured in "Memoir Mondays." www.shereelgreer.com

Postcard Poetics—Matthew Guenette



Postcard Poetics is an adventure in alternative logic, a workshop where we let go of intentions in order to explore the materiality of language and create poetic artifacts born of community and generative constraints. All you need is something to write with and something to write on.

Matthew Guenette grew up in New Hampshire. He earned an MA in English from the University of New Hampshire and an MFA in creative writing from Southern Illinois University. He is the author of three previous poetry collections, including *Vasectomymania* (2017), *American Busboy* (2011) and *Sudden Anthem* (2008). He lives in Madison, WI, with his wife, their two children, and a twenty-pound cat named Butternut.



Youth Program

Classes | Camps | Family-Friendly Programming

Creative fun for kids of all ages has been a focus of Shake Rag Alley programming since its founding in 2004. Children's classes began that year as an after-school arts and crafts program and continue to provide creative & educational programming for young people every June-August.

In 2023 we will be offering workshops for a variety of ages throughout the summer with a planned schedule of either 9am-noon or 1-4pm. We're also continuing our Free Arts Camp July 24-27, a Craft Camp in late June including papier mache projects that will be featured in Mineral Point's July 4 Parade, and Performing Arts Camp in August. Please watch our website at ShakeRagAlley.org/youth-program/ for more information.

Youth programs at Shake Rag Alley are supported by the Mineral Point Community Chest and the United Fund of Iowa County.

A note for educators: To inquire about scheduling a field trip to Shake Rag Alley for your students, or a creative Shake Rag Alley-led workshop for your students in your classroom, contact Director of Education Christina Kubasta at ckubasta@shakeragalley.org or (608) 987-3292.

VOLUNTEER MAKE-A-FAIRY-HOUSE WORKSHOP

Saturday, April 1, 2023 • 9am-3pm • FREE

We need your whimsy & your skills! Drop in to make homes fit for fairies that will be featured throughout the 2.5-acre Shake Rag Alley campus during the annual Tour of Fairy Homes on June 3. Volunteers of all ages welcome! All sorts of natural, fun materials, and tools will be provided, but you are welcome to bring goodies to add to the stash.



TOUR OF FAIRY HOMES

Saturday, June 3, 2023 • 9am-3pm • Admission: Adults (12 and above) \$5 • Children 11 and under FREE

Don your wings and stroll the magical grounds at Shake Rag Alley to track down whimsical fairy homes built especially for this special fundraising tour. (Think small, really small!) Each home will be situated in a special spot on our campus for visitors to delight in. If you should fall in love with one, you will be able to bid in a silent auction of fairy homes and support our nonprofit school of arts and crafts. (Bidding will end at 3pm.)

Make your own fairy home. We supply the materials and you create the fairy habitat / \$20

Create your own fairy wand. We supply the materials and you create your very own powerful wand / \$3

Meet a fairy—free!

TRICK'R TREAT

Tuesday, October 31, 2023 • 5-7pm • FREE

If you are a kid or want to act like a kid ... put on your most creative costume and come to our Halloween-decorated Shake Rag Alley campus. Children of all ages will meet friendly (not scary) costumed characters who will be passing out Halloween treats at each of our buildings. This Mineral Point community tradition is enjoyable for the whole family and a way to meet up with friends, neighbors and fellow free spirits.



SANTA DAY

Saturday, December 2, 2023 • 10 am-2 pm

Come make special family memories at Shake Rag Alley! Photos with Santa are a beloved holiday tradition, and Santa's Workshops make for a fun family day decorating gingerbread houses, drinking hot cocoa and making Christmas crafts. You'll receive the printed photo(s) before you leave from a professional photographer! For those adults who want to get craftacular, enter our Gingerbread Cottage Contest & see how your skills stack up!

2023 Shake Rag Alley Events & Program Calendar

January

Wednesday, Jan. 11:
Winter Writers Reading Series: Anthony Bukoski (virtual)
Wednesday, Jan. 18:
Winter Writers Reading Series: Lawrence Tabak (hybrid)
Wednesday, Jan. 25:
Winter Writers Reading Series: Jenna Rindo (hybrid)

February

Wednesday, Feb. 1:
Winter Writers Reading Series: Adrianna Lewis McCollum (hybrid)
Wednesday, Feb. 8:
Winter Writers Reading Series: Nancy Jesse (virtual)
Wednesday, Feb. 15:
Winter Writers Reading Series: Tom Pamperin (hybrid)
Wednesday, Feb. 22:
Winter Writers Reading Series: Dewitt Clinton (virtual)

March

Wednesday, March 1:
Winter Writers Reading Series: Jennifer Morales (hybrid)
Wednesday, March 15:
Winter Writers Reading Series: Craig Reinbold (hybrid)
Makers & Shakers Art Party
Wednesday, March 22:
Winter Writers Reading Series: Nicholas Gulig (virtual)

April

Saturday, April 1: Volunteer Make-A-Fairy-House Workshop
Friday-Saturday, April 14-15: Spring Citywide Garage Sales
Wednesday, April 19: Makers & Shakers Art Party

May

Friday-Sunday, May 5-7: Jewelry Boot Camp Retreat
Saturday, May 6: Jewelry Boot Camp Showcase
Wednesday, May 17: Makers & Shakers Art Party
Friday, May 19-Sunday, May 21: Writing Retreat
Saturday, May 20: Writing Retreat Faculty Reading & Open Mic
Friday, May 26:
Alley Stage Reading Series Opener + Reception
(World Premiere Wisconsin)

June

Saturday, June 3: Tour of Fairy Homes
Wednesday, June 14: Makers & Shakers Art Party
Thursday, June 15: 5-8 pm Mineral Point Museum Night
Wednesday, June 21: Summer Solstice, Roland Sardeson Day
Saturday, June 24: Alley Stage Reading Series + Reception

July

Thursday-Sunday, July 13-16:
Woodlanders Gathering & Silent Auction
Wednesday, July 19: Makers & Shakers Art Party
Saturday, July 29: Alley Stage Reading Series + Reception

August

Wednesday, Aug. 16: Makers & Shakers Art Party
Thursday-Sunday, Aug. 24-27: Art Adventure (Mixed Media Retreat)
Saturday, Aug. 26: Art Adventure Showcase

September

Saturday, Sept. 16: Alley Stage Reading Series + Reception
Wednesday, Sept. 20: Makers & Shakers Art Party
Saturday, Sept. 24: Fiber Faire

October

Saturday, Oct. 14: A Ghostly Gathering
Wednesday, Oct. 18: Makers & Shakers Art Party
Tuesday, Oct. 31: 5-7 p.m. Trick'r Treat

November

Wednesday, Nov. 17: Makers & Shakers Art Party

December

Saturday, Dec. 2: Santa Day

Site Rentals & Custom Retreats

CREATE MAGICAL MEMORIES



Are you looking for a unique venue to hold a celebration, company meeting, family reunion, or artful retreat for your friends or family? From our spacious mid-20th century Lind Pavilion to our outdoor Green space and Alley Stage theater venue, chances are our one-of-a-kind site is a fit for your event. Your rental will be supporting the general operations and historic preservation of our nonprofit arts education organization.

A variety of arts and crafts workshops can be set up just for your group or event. Whether you want productive brainstorming meetings with co-workers interspersed with imaginative workshops, or just need bonding time with your friends or family in a beautiful, low-key setting, our team at Shake Rag Alley can tailor a program to suit your creative needs. Making and learning together is a great way to cement and enhance business relationships, or to re-establish warm connections with longtime friends and family.

The following rates reflect the cost per building and rental fees per day. A typical day is considered 8am-5pm, but arrangements for earlier setup can be made. All events must end by 11pm.



Alley Stage: Outdoor theater with access to electricity. Rental includes 125 chairs. / \$275

Art Café: Licensed kitchen approximately 450 square feet with residential refrigerator and industrial freezer, electricity, heat, AC unit, water, WiFi. Tables and chairs can be made available. / \$100



Blacksmith Barn: Exterior rental only with access to electricity. / \$25

Cabinet Shop: Approximately 600 square feet with electricity, heat, an AC unit, WiFi. Large format, heavy-duty wooden tables and stools come with the use of this space at no extra cost. / \$200

Ellery House: One of Mineral Point's original Cornish stone cottages and the headquarters of our Youth Program, the main room is approximately 200 square feet and a second, sunny room 160 square feet with electricity, heat, AC, WiFi, kitchen, full bathroom, laundry facilities. / \$200

The Green: The outdoor space in the front and central portion of the campus, The Green is approximately 1,080 square feet and can be used for a variety of events. Access to electricity and outdoor public restrooms. Limited availability until early summer. / \$200



Lind Pavilion: Approximately 3,200 square feet with water, HVAC, restrooms, WiFi. ADA compliant and handicap accessible. Set-up of 20 chairs and six 8-foot tables included. Monday-Thursday: \$110 daytime, \$165 evening

Friday, Saturday, or Sunday: \$660 (or \$440/per side)

Off-season (November-March) Friday, Saturday, or Sunday: \$330 (or \$220/side)

Log Cabin: One of Mineral Point's oldest and most iconic structures, approximately 150 square feet, no running water or AC; electricity and heat possible. / \$55



Potter's House: Approximately 350 square feet with electricity, heat, AC unit; no running water but access to an outdoor faucet. / \$100

Extras:

Chairs: Black folding or mid-century modern chairs available including setup and teardown. / \$3 per chair

Event Coordination services can be negotiated with staff.

Tables: 15 8-foot tables and five 6-foot tables available including setup and teardown. / \$5 per tables

Projector and screen: No additional cost.



Come experience the magic at Shake Rag Alley! For more information and pictures, see our website or call our office at (608) 987-3292 and talk with our helpful staff to plan an event to remember!



Students enjoy 10% off Shake Rag Alley lodging!

See www.ShakeRagAlley.org

Shake Rag Alley Lodging

Shake Rag Alley Lodging

Be our guest at Shake Rag Alley—in The Sardeson building downtown and at the Coach House on the Shake Rag Alley campus—and immerse yourself in the artistic community of Mineral Point. Your stay in one of our guest rooms supports our educational programming and the historic preservation of our buildings and grounds. See our website for a visual tour of our one-of-a-kind guest rooms and to make your reservation.

Check availability and make reservations online at www.ShakeRagAlley.org or call (608) 987-3292. DON'T FORGET: Students taking Shake Rag Alley workshops are eligible for a 10% discount. When making an online lodging reservation, please indicate the name of the workshop for which you are registered.

The Sardeson, 223 Commerce St.

Roland's Loft and The Tuckpoint

The brick and stone Sardeson building was built in the commercial vernacular as an addition to the Globe Hotel in 1877. The building has undergone extensive renovations since 2016, when Mineral Point potter and stonemason Roland Sardeson bequeathed the building to Shake Rag Alley Center for the Arts for use as lodging rooms, a classroom, and a gallery space. The creative community of Mineral Point awaits right outside your door, which is just a five-minute walk from the Shake Rag Alley campus.

The Tuckpoint: \$149-\$179/night

(see website for seasonal, mid-week, and student discounts)

The stone-walled Tuckpoint at 223 Commerce St. (rear) offers a large living room and dining area, a kitchenette with coffeemaker, fridge, and microwave, bedroom with a queen bed, bathroom with claw-foot tub and shower stall, garden patio, private parking, laundry facilities, and high-speed wireless Internet.

Everything at the Tuckpoint is historic, artistic, or just plain whimsical—like the iron arrow through a support post, recycled scythe handle railings, or fossils embedded in brick walls. Stained glass adorns doors and walls throughout the space.

Art abounds, and guests will find something fascinating to look at and ponder in each corner of the comfortable, accommodating rooms. At the Tuckpoint, you're immersed in art and history.

Roland's Loft: \$119-\$139/night

(see website for seasonal, mid-week, and student discounts)

The second-floor studio apartment at 223 Commerce St. was lovingly decorated and dedicated as Roland's Loft in 2018 and features modern amenities and historic touches befitting Roland Sardeson's unique spirit. Guests will enjoy a queen-sized bed, writing desk made of refurbished Mineral Point Opera House floorboards, kitchenette with coffeemaker, fridge, and microwave, and high-speed wireless Internet.

The renovation of Roland's Loft was made possible thanks to local businesses, contractors, and volunteers who contributed time, materials, and expertise to the project, and the financial support of donors and a grant from the Mineral Point Community Foundation.

The Coach House, 18 Shake Rag St.

\$99-\$109/night (see website for seasonal, mid-week, and student discounts)

Three delightful upstairs rooms each feature a private bath. The 1840s wooden building also offers a Commons Room on the ground floor with a comfortable couch and chairs, gas-fired fireplace, small refrigerator, microwave and coffeemaker, water cooler, books, games, and high-speed wireless Internet. Just outside, Shake Rag Alley's rustic paths, spring-fed stream, and colorful gardens await.

Room 1: Climb into a comfy queen four-poster, stacked with pillows, and with colorful paintings by regional artists adorning the walls. A large private bath features both tub and shower.

Room 2: Enjoy a cozy room with a full-size antique brass bedstead and decorated with works by regional artists. Private bathroom with shower. Your back door opens to a small deck with table, chairs, and a path into tree-lined gardens.

Room 3: Relax into the pillowed graciousness of a comfortable queen bed surrounded by unique artwork by area artists. A large private bath features both tub and shower.



Registration Information

Registering for Workshops at Shake Rag Alley

Register for workshops online at ShakeRagAlley.org or by calling the Shake Rag Alley office Monday-Friday at (608) 987-3292.

Registration Confirmation

You will receive a confirmation of your workshop registration via email. If you do not have an email address, you will receive a snail-mail confirmation. Please check the online class listing for supplies to bring to class (there is a link to the class listing in your class confirmation). Some supplies may need to be ordered well ahead of time.

Please note that your class registration will not be confirmed without full payment.

Materials Fees

Many classes have materials fees in addition to the tuition. These are identified in the class listing and are usually paid with the tuition payment; however, in some cases materials fees are paid directly to the instructor at class time (check the class listing).

COVID-19 Protocols

Since reopening after Wisconsin's statewide COVID-19 pandemic shutdown eased in June 2020, Shake Rag Alley has safely welcomed the public to workshops and events on our 2.5-acre campus. Our operating plan is intended to provide a healthy and safe environment for staff and visitors alike. We continually monitor public health recommendations and are prepared to adjust our protocols to reflect that guidance. Please consult the Planning Your Workshop Experience page of our website or call our office at (608) 987-3292 for any updates to our COVID-19 Protocols throughout the year. Compliance with protocols in place at the time of your workshop will be required.

Where to Check in for Class

Check in for your workshop at the Shake Rag Alley Art Cafe, the brown building adjacent to the red Coach House at 18 Shake Rag St., unless otherwise noted. Parking is available on the west (southbound) side of Shake Rag Street or in the grassy lot across the street. Classes are held in one of several buildings on the Shake Rag Alley campus or in nearby locations. You will receive your classroom assignment(s) when you check in. Please plan to arrive with enough time to get to your classroom.

Cancellation Policy

While we recognize that life intrudes and plans change, in consideration of the time and energy instructors invest in preparing for classes, we must adhere to the following cancellation policies:

If you cancel your workshop:

- Cancellations made 31 days before the published registration deadline date for any given workshop are eligible for a full refund less 25% of the workshop fee OR a gift certificate in the full amount of the workshop fee. The gift certificate can be applied to workshops or lodging one year from the date of cancellation and is transferable.
- Cancellations made 30 days or less than the published registration deadline date for any given workshop are not eligible for refunds. We encourage all students to purchase trip insurance, which is available for a reasonable fee.

- Cancellation requests must be made by emailing info@shakeragalley.org or calling our office at (608) 987-3292.

- If you have booked lodging with Shake Rag Alley in conjunction with your class and cancel less than seven days in advance of your reservation, a \$50 cancellation fee will apply.

If Shake Rag Alley cancels your workshop:

- If a class does not meet the minimum number of students, it may be canceled.
- If Shake Rag Alley must cancel a class for any reason, you will be notified via email or phone and will be eligible for a full refund or, if you prefer, a transferable gift certificate. You may also consider donating your refund to support our operations or youth scholarships.
- If you have booked lodging with Shake Rag Alley in conjunction with a class canceled by Shake Rag Alley, you may receive a full refund on lodging or gift certificate should you wish to cancel. Please contact the office at info@shakeragalley.org or (608) 987-3292.

Shake Rag Alley Community Standards

Shake Rag Alley Center for the Arts exists to provide educational opportunities to adults and youth, cultivate the creativity that thrives in our rural community, and steward our magical campus in the historic heart of Mineral Point. We will not tolerate 1) discrimination against any individual or group because of age, race, creed, color, national origin, gender, sexual orientation, disability, marital status, veteran status, genetic predisposition, or carrier status; 2) sexual harassment that include unwelcome sexual advances, requests for sexual favors, and other verbal or physical conduct of a sexual nature; or 3) harassment on the basis of any other protected characteristic.

If a situation arises where you have a concern (either before, during, or after class), or wish to ask for an accommodation related to health, safety, or comfort, please contact Shake Rag Alley administrative staff for assistance in the Coach House office or by calling (608) 987-3292.

Getting to Shake Rag Alley

Mineral Point is located on Highway 151 in southwestern Wisconsin, about an hour's drive from Madison, WI, and Dubuque, IA. See the Planning Your Workshop Experience page on our website for maps, detailed driving directions, and airport and ground transportation information.

Most services are within a few blocks walk of Shake Rag Alley—restaurants, bank and ATM, post office, pharmacy, etc. If you will be lodging with Shake Rag Alley or a nearby lodging site, you do not need a car during your stay.

Local Directory:

See p. 47 for local dining, lodging and retail establishments and services that support Shake Rag Alley, or see the Mineral Point Chamber of Commerce website. Lunch is not included with Shake Rag Alley workshop fees except where indicated for certain workshop events. You are welcome to bring a bag lunch or picnic dinner and dine al fresco on our charming campus (several classrooms and campus buildings have refrigerators and microwaves).

LOCAL DIRECTORY

DINING IN & AROUND MINERAL POINT:

(All locations Mineral Point unless otherwise noted)

American Wine Project

802 Ridge St. | 608-987-0505
<https://americanwineproject.com>

Arthur's Supper Club

E4885 Hwy 14, Spring Green | 608-588-2521
<https://arthursupperclub.com>

Café 43

43 High St. | 608-987-6556
www.cafe43mp.com

Cruise Inn Bar & Grill

221 Commerce St. | 608-987-3010
www.facebook.com/Cruise-Inn-Bar-and-Grill-663624990334764

Driftless Market

95 W. Main St., Platteville | 608-348-2696
www.driftlessmarket.com

Gray Dog Deli

215 High St. | 608-987-4000
www.graydogdeli.com

Homecoming

242 N. Lexington St., Spring Green
 608-459-5313
www.homecomingspringgreen.com

Hook's Cheese

320 Commerce St. | 608-987-3259
<https://hookscheese.com>

Little Wolf Farm CBD

337 Dodge St. | 608-987-0067
www.facebook.com/littlewolffarmcbd

Midway Bar & Grill

140 High St. | 608-987-4309
www.facebook.com/TheMidwayBarOnHighSt

Midway Lanes Sports Bar & Grill

1850 Midway Rd. | 608-987-2668
www.midwaylaneswi.com

Pointer Café

809 Ridge St. | 608-987-3733
<https://pointer-cafe.business.site>

Quality Bakery

154 N. Iowa St., Dodgeville | 608-935-3812
<https://qualitybakerydodgeville.com>

Red Rooster Café

158 High St. | 608-987-9936
www.facebook.com/lawingersredroostercafe

Slowpoke Lounge & Cabaret

137 W. Jefferson St., Spring Green
 608-588-0242
www.slowpokelounge.com

Tony's Tap

10A Commerce St. | 608-987-2211
<http://tonystap.com>

LODGING IN & AROUND MINERAL POINT:

(All locations Mineral Point unless otherwise noted)

23 Steps Inn

215 High St. | 608-574-9089
www.23StepsInn.com

Arts & Crafts Bungalow Room

308 Madison St. | 608-574-5076
 On Airbnb.com: Arts & Crafts Bungalow Room

Best Western Dodgeville Inn & Suites

1130 N. Johns St. | 608-935-7739
www.bestwestern.com
**Offers Shake Rag Alley student discount*

Brewer House Inn

526 Fountain St. | 608-553-1300
www.brewerhouseinn.com
**Offers Shake Rag Alley student discount*

Brisbane House

7050 Reimann Rd., Arena | 608-576-6696
brisbanehouse.net

Chestnut Cottage

99 N. Chestnut St. | 608-553-1979
www.cottageonchestnut.com

Commerce Street Brewery & Hotel

23 Commerce St. | 608-987-3298
www.commercehotel.com
**Offers Shake Rag Alley student discount with code WORKSHOP23*

HeartSong Cottage

126 Shake Rag St.
 On Airbnb.com: HeartSong Cottage
**Offers Shake Rag Alley student discount*

Mineral Point Art Cottage

51 Jail Alley | 619-629-9764
www.mineralpointartcottage.com
**Offers Shake Rag Alley student discount*

Royal Inn Apartment

43 High St. | 608-987-6556
 On Airbnb.com: Royal Inn Apartment

William Phillips House

14 Shake Rag St. | 608-509-3940
www.williamphillipshouse.com
**Offers Shake Rag Alley student discount*

RETAIL IN & AROUND MINERAL POINT:

(All locations Mineral Point unless otherwise noted)

Arcadia Books

102 E. Jefferson St., Spring Green
 608-588-7638
www.readinutopia.com

Artful Apparel & More

232 High St. | 608-987-0022
www.artfulapparel.net

Bargain Nook

242 High St. | (608) 987-3774
www.hodancs.org

Berget Jewelers

257 High St. | (608) 987-3218

The Board Shoppe

20 Fountain St. | (608) 987-2454

FrippswoodMP

(920) 279-0146
www.etsy.com/shop/FripperiesMP

Green Lantern Studios

261 High St. | (608) 553-3645
greenlanternstudios.com

Longbranch Gallery

203 Commerce St. | (608) 987-4499
<http://longbranchgallery.com>

The Mineral Point Gallery

22 High St. | 619-629-9764
www.themineralpointgallery.com

The Station

210 Commerce St. | 608-987-0038
theyarnstation.net

Jane Wilcoxson Studios

9 Fountain St. | (630) 551-0121
Janewilcoxsonstudios.com

SERVICES IN & AROUND MINERAL POINT:

(All locations Mineral Point unless otherwise noted)

Bossert Insurance Group LLC

1208 State Rd 23 | 608-987-0410
BossertInsuranceWI.com

The Democrat Tribune

334 High Street | 608-935-2331
www.thedodgevillechronicle.com

Farmers Savings Bank

305 Doty St. | 608-987-3321
www.farmerssavings.com

High Barre

26 High St. | (608) 341-7207
www.thehighbarre.net


True Action Realty - Christina Weitzel

229 High St. | 608-574-9145
www.trueactionrealty.com



Shake Rag Alley Center for the Arts
Shake Rag Alley, Inc.
18 Shake Rag St.
Mineral Point, WI 53565

Scherbarth Residency Program



During the winter of 2022-23, we launched the Scherbarth Residency Program, which provides lodging and studio space to artists and makers in the visual, performing, and literary arts. The Scherbarth Residency Program is open to creatives at any stage in their careers who can benefit from the residency's cohort model, and wish to contribute in a meaningful way to community. Residents are expected to share their work in a public forum, contribute stewardship hours to the Shake Rag Alley campus, and work on a project described in the application proposal. To maximize flexibility and accessibility, they may choose to be in residence from one week to six weeks. Artists and makers who are self-directed and focused are invited to apply; we welcome proposals in any media and/or genre.

Through the generosity of Jim Scherbarth, artists and makers will have access to the time and space needed to work and create, as well as to the nurturing environment of Mineral Point. James (Jim) Edward Scherbarth, an award-winning visual artist, taught oil and cold wax workshops at Shake Rag Alley from 2013-19. Based in Minneapolis until his death in June 2021, Jim loved the

process of art making and the creation of imagery through an increasingly spiritual conversation with the world around him and within himself.

For more information about the Scherbarth Residency, visit ShakeRagAlley.org/scherbarth-residency. If you would like to support artists in residence at Shake Rag Alley, please consider donating via our website or by check.

Shake Rag Alley Mission

The mission of Shake Rag Alley Center for the Arts is to provide educational experiences in visual, performing, and literary arts for adults and children; cultivate the creativity that thrives in our rural community; and rehabilitate and preserve our historic buildings and rustic campus.



DONATE. Shake Rag Alley, Inc. is a 501(c)3 nonprofit.

PARTICIPATE. Mark your calendar and bring your friends!

VOLUNTEER. All sorts of ways to get involved at Shake Rag Alley.

CELEBRATE. The perfect venue for a wide variety of events

To learn more: www.ShakeRagAlley.org